EUREKA COUNTY

HAZARDOUS MATERIALS RESPONSE PLAN

Part of the Eureka County Emergency Operations Plan

Eureka County
Local Emergency Planning Committee

January 2025

ACKNOWLEDGMENTS

This Plan is an ongoing effort of the Eureka County Local Emergency Planning Committee. The County's hazardous materials emergency planning program involves this and other information and procedures

Preparation of this document, and its continued improvement, requires participation and support from many individuals, agencies, organizations, and businesses. Emergency response agencies, County departments, other agencies, employees, and volunteers deserve recognition for their efforts to continue to improve and develop the Plan. The help of all participants is greatly appreciated.

Copies of this Hazardous Materials Response Plan are available from the
Eureka County Local Emergency Planning Committee
Post Office Box 714, Eureka, Nevada 89316
Phone 775-237-5372.

This Hazardous Materials Response Plan was prepared under contract by Robert G. Loveberg Planning Consulting Services, P.O. Box 2924, Minden, Nevada 89423; telephone 775-782-4949

Volume 1 and 2 of this Plan was combined by All Clear Fire Training & Consulting July 2010

This plan was updated by Stephanie A. Hicks, Planning & Grant Consulting Services, in April 2019. This plan was updated by Joyce Jeppesen in January 2022.

This plan was updated by Angelsek Ard/Joyce Jeppesen in January 2023.

This plan was updated by Julia A. Hayward in December 2023.

This plan was updated by Jeb Rowley in January 2025.

This plan was updated by Julia A. Broad in January 2026.

RECORD OF CHANGES

This Annex will be updated periodically. Record changes in the table below. When posting changes:

Replace the old page(s) with the new page(s).

Enter the change information in the table and sign the entry.

PAGE(S) AFFECTED	DATE OF CHANGE	DATE ENTERED	CHANGE MADE BY (SIGNATURE)
Plan	January 2014	1/6/14	Eureka LEPC
Update to Table of Contents; Update Letter of Promulgation; Update Transportation Routes page 126; Update population page 127; Update Transportation Routes page 128; Update ICS 201 Forms	May 2019	5/19/19	Stephanie Hicks
Update to Table of Contents; Update Letter of Promulgation; Record of Review; Update to TAB 12 – Emergency Resource List	January 2021	1/20/2021	Joyce Jeppesen
Update to Table of Contents, TAB Identification, Letter of Promulgation, Record of Review, TAB 11- Facilities	January 2022	01/20/2022	Joyce Jeppesen
Table of Contents; Public Notification and Warning; Letter of Promulgation; Acknowledgments; Record of Changes; TAB 11-Facilities; TAB 12 – Emergency Resource List	January 2023	01/10/2023	Angeliek Ard Joyce Jeppesen
Table of Contents; Letter of Promulgation; TAB 11-Facilities, TAB 12-Emergency Resource List	December 2023	12/21/2023	Julia A. Hayward

PAGE(S) AFFECTED	DATE OF CHANGE	DATE ENTERED	CHANGE MADE BY (SIGNATURE)
Table of Contents; Letter of Promulgation; Acknowledgements; Record of Changes; Record of Review; contact lists, X sched	January 2025	01/06/2025	Jeb Rowley
Table of Contents; Letter of Promulgation; Acknowledgements; Record of Changes; Record of Review; Contact Lists; Tab 11-Facilities; Tab 12-Emergency Resource List; Plan Update (Editor Ninja/Proofed)	January 2026	1/06/2026	Julia A. Broad

RECORD OF REVIEW

This Annex should be reviewed at least annually and must be updated periodically. Record reviewer information in the table below.

Directions for reviewing and proposing revisions:

Make proposed corrections/additions/changes in pen and ink on the applicable pages. Include any information/instructions on the amendments that are necessary.

Enter reviewer information in the table, sign the entry and make a copy of this page.

Forward the proposed changes and copy of this page to the Eureka County Local Emergency Planning Committee.

REVIEW DATE	REVIEWER	SIGNATURE
January 6, 2026	LEPC CHAIR - JEB ROWLEY	Jeb Rowley

PLAN REVIEW CRITERIA INDEX

This Index shows where to look for information related to the nine basic Hazardous Materials Emergency Plan Review Criteria. The criteria are set forth in Title III of the Superfund Amendments and Reauthorization Act of 1986, Section 303 (c), and the National Response Team's "Criteria for Review of Hazardous Materials Emergency Plans," NRT 1-A. The Nevada State Emergency Response Commission uses the basic criteria to review local hazardous materials response plans.

GENERAL CRITERIA	*INFORMATION LOCATION*
1. Identification of facilities subject to requirements	TAB 11
2. Response procedures	TAB 2
3. Designation of community and facility emergency coordinators	TAB 7
4. Notification procedures	TAB 2
5. Methods for determining release and possible affected areas	TAB 3
6. Identification of emergency equipment	TAB 12
7. Evacuation plans	TAB 3
8. Training programs	TAB 8
9. Drills and exercises - types and schedule	TAB 8; TAB 13

Table of Contents

TAB 1 HOW TO USE THIS PLAN **5**

TAB 2 APPENDIX 1 **7**

INITIAL ACTIONS **7**

EMERGENCY ACTION CHECKLIST 7

FIRST ON SCENE CHECKLIST 9

INITIAL OPERATIONS 11

SHERIFF'S OFFICE INITIAL RESPONSE REMINDERS 12

FIRE DEPARTMENT INITIAL RESPONSE REMINDERS 13

EMS INITIAL RESPONSE REMINDERS 14

NOTIFICATION AND ACTIVATION ***15***

NOTIFICATIONS 15

LARGE POPULATION FACILITIES AND AREAS 15

INCIDENT LEVELS & NOTIFICATIONS 16

OUTSIDE HAZMAT TEAM ACTIVATION 17

RADIOLOGICAL INCIDENT NOTIFICATIONS 18

PUBLIC WARNING & INFORMATION ***20***

PUBLIC NOTIFICATION AND WARNING 20

EMERGENCY PUBLIC INFORMATION 22

TAB 3 APPENDIX 2 ***30***

ROLES AND DUTIES SUMMARY **30**

EMERGENCY MANAGEMENT DIRECTOR 30

EMERGENCY MEDICAL SERVICES 31

FIRE SERVICE 32

HAZARDOUS MATERIAL RESPONSE TEAM 33

PUBLIC WORKS 34

SHERIFF'S DISPATCH 35

SHERIFF'S OFFICE 36

COMMAND (MANAGEMENT) **37**

COUNTY INCIDENT POLICES 37

INCIDENT COMMAND 39

INCIDENT COMMAND POST 40

HAZMAT INCIDENT COMMAND PRIMARY POSITIONS 41

INCIDENT COMMAND (MANAGEMENT) FUNCTIONS 44

DOCUMENTATION AND INVESTIGATIVE FOLLOW-UP 53

OPERATIONS **54**

INCIDENT CHECKLIST 54

OPERATIONAL PRIORITIES 56

RELEASE DETERMINATION METHODS 59

SITE CONTROL 60

RESCUE 62

EMERGENCY MEDICAL CARE 63

SELF-DECONTAMINATION 64
MATRIX 1 – PATIENT CARE 66
MATRIX 2 – DECONTAMINIATION 67
FORMAL DECONTAMINATION 68
TRAFFIC CONTROL 69
PROTECTIVE ACTION 70
EVACUATION PLAN ELEMENTS 73
EVACUATION OPERATIONS 74
CONTROL/CONTAINMENT 76
CLEAN-UP 78
GENERAL SAFETY PROCEDURES 80
PERSONAL SAFETY SUGGESTIONS 82
PERSONAL PROTECTIVE EQUIPMENT 83
INJURY – INCIDENT RELATED 84
RADIOLOGICAL INCIDENT GUIDELINES 85
PLANNING 91
INCIDENT ASSESSMENT 91
INCIDENT ACTION PLANNING 92
INCIDENT PLANNING CONSIDERATIONS 93
AFFECTED POPULATION DETERMINATIONS 94
LOGISTICS 95
RADIO COMMUNICATIOINS 95
INITIAL RESPONSE COMMUNICATONS PLAN 97
RESOURCE MANAGEMENT 98
FINANCE 99
FINANCIAL CONSIDERATIONS 99
POSSIBLE FUNDING RESOURCES 100
STATE HAZMAT CONTINGENCY FUND PROCEDURES 103

TAB 4 ADMINISTRATIVE DOCUMENTS 105
LETTER OF PROMULGATION 105
ACKNOWLEDGMENTS 107
RECORD OF CHANGES 108
RECORD OF REVIEW 110
PLAN REVIEW CRITERIA INDEX 111
INTRODUCTION 112
PURPOSE 112
PLAN DESCRIPTION 112
SCOPE 112
SITUATION 113
APPLICATION 113
USE 113
COORDINATION 113
RELATION TO OTHER PLANS 114
FUTURE REVISIONS 114
AUTHORITIES 114

TAB 5 BACKGROUND *118*
ASSUMPTIONS 118
HAZARDS OVERVIEW 118
LIMITATIONS 119
DESCRIPTION OF COUNTY **120**
GEOGRAPHY AND WEATHER 120
POPULATION 120
FIXED FACILITIES **120**
IDENTIFICATION AND RISKS SUMMARY 121
EMERGENCY PLANS 121
TRANSPORTATION **121**

TAB 6 RESPONSIBILITIES *122*
AGENCY AND ORG. RESPONSIBILITIES - COUNTY LEVEL 122
OTHER AGENCIES AND ORGANIZATIONS 129
STATE 130
FEDERAL 132
FACILITIES/SHIPPERS 133

TAB 7 CONCEPT OF OPERATIONS *136*
GENERAL CONCEPTS **136**
GUIDING PRINCIPLE 136
RESPONDER SAFETY 136
RESPONSE OBJECTIVES 136
COUNTY POLICIES 137
INCIDENT LEVELS AND RESPONSES 138
MUTUAL AND COOPERATIVE AID 139
NOTIFICATION 140
GENERAL NOTIFICATION PROCEDURES 140
NOTIFICATIONS FOR DIFFERENT INCIDENT LEVELS 140
SUBSEQUENT NOTIFICATIONS 142
FACILITY AND TRANSPORTER EMERGENCY NOTIFICATIONS 142
COMMAND (MANAGEMENT) **144**
MANAGEMENT ORGANIZATION STRUCTURE 144
INCIDENT COMMAND ORGANIZATION 146
INCIDENT COMMANDER 147
COMMUNITY EMERGENCY COORDINATOR 147
FACILITY EMERGENCY COORDINATOR 147
ROLE OF THE RESPONSIBLE PARTY 148
PUBLIC INFORMATION AND WARNING **149**
PUBLIC NOTIFICATION AND WARNING 149
EMERGENCY PUBLIC INFORMATION 149
OPERATIONS **149**
GENERAL OPERATIONAL CONCEPTS 149
COMMITMENT TO SAFETY 150
RESPONSE 150

PLANNING 158
REPORTING 158
PLANNING AND PREPAREDNESS 159
MITIGATION 160
UPDATING THE PLAN 160
PROCEDURES FOR PUBLIC REQUESTS FOR TITLE III INFORMATION 160
INCIDENT PLANNING 161
LOGISTICS 162
COMMUNICATIONS 162
RESOURCE MANAGEMENT 163
FINANCE **164**
FINANCIAL CONSIDERATIONS 164

TAB 8 TRAINING, EXERCISING AND EVALUATION ***166***
TRAINING **166**
POLICIES 166
PROGRAMS 166
EXERCISING **167**
POLICIES 167
PROGRAMS 167
SCHEDULES 167
SCHEDULES **167**
EVALUATION **168**
POLICIES 168
RESPONSIBILITIES 168

TAB 9 COMMUNITY PLANS **169**

TAB 10 WORKSHEETS AND FORMS **171**
HAZARDOUS MATIERIALS INITIAL REPORT FORM 171
HAZARDOUS MATERIALS REFERENCE WORKSHEET 173
FACILITY INFORMATION FORM 174

TAB 11 FACILITIES **181**
LIST OF FACILITIES 181

TAB 12 EMERGENCY RESOURCE LIST **191**
EQUIPMENT LIST 198

TAB 13 ATTACHMENTS **209**
ATTACHMENT 1 – TRAINING AND EXERCISES SCHEDULE 209

TAB 14 GLOSSARY **213**
ACRONYMS 213
DEFINITIONS 214

TAB 1 - HOW TO USE THIS PLAN

IF A HAZARDOUS MATERIALS EMERGENCY IS OCCURING,
TURN TO THE EMERGENCY ACTION CHECK LIST
"INITIAL ACTIONS" LOCATED IN TAB 2 - APPENDIX 1.

- EMERGENCY ACTION CHECKLISTS, FIRST ON SCENE CHECK LIST and FIRST RESPONDER REMINDERS can be found in **TAB 2.**
- NOTIFICATIONS and ACTIVATIONS can be found in **TAB 2**.
- PUBLIC NOTIFICATION AND WARNINGS can be found in **TAB 2.**

IF THE INCIDENT IS ESCALATING REFER TO THE
ROLES AND DUTIES SUMMARY
LOCATED IN TAB 3 APPENDIX 2

For Specific Facility information refer to TAB 11

Peruse the rest of the plan and Tabs as needed for additional support

THIS PAGE LEFT INTENTIONALLY BLANK

TAB 2 - APPENDIX 1

INITIAL ACTIONS

EMERGENCY ACTION CHECKLIST

The items listed below should not be interpreted as the only possible actions, nor do they limit or prohibit the application of common sense, experience, initiative, and ingenuity.

If this is an emergency, make sure the following actions are or have been taken:

- ☐ MAKE SURE PROPER EMERGENCY RESPONDERS HAVE BEEN NOTIFIED (e.g., Sheriff's Office, Fire Department, Ambulance, NHP, etc.)
- ☐ SPILLER NOTIFICATION - The facility where the spill has occurred, must contact the Eureka County Sheriff's Office first at **911** or **775-237-5252**.
- ☐ USE THE RULE OF THUMB, IF YOU CAN COVER THE INCIDENT WITH YOUR THUMB YOU ARE FAR ENOUGH AWAY.
- ☐ ARRIVE UPHILL AND UPWIND, OBSERVE MOTION SENSITIVE OBJECTS LIKE FLAGS AND TREES.
- ☐ ISOLATE THE AREA AND DENY ENTRY (DO NOT ISOLATE DOWN WIND UNTIL PROPER STANDOFF DISTANCE HAVE BEEN ESTABLISHED).
- ☐ USE BINOCULARS LOOK FOR SIGNS OF LIFE AND ATTEMPT TO IDENTIFY PLACARDS OR THE PRODUCT.
- ☐ FOR ALL UNKNOWNS, CONSULT THE NAERG GUIDE 111 OR THE APPROPRIATE GUIDE FOR STANDOFF DISTANCES.
- ☐ MONITOR AND REPORT CONDITIONS TO THE INCIDENT COMMANDER.
- ☐ **IF YOU ARE ONE OF THE FIRST ON SCENE, TURN TO THE "FIRST ON SCENE" CHECKLIST ON THE NEXT PAGE.**
- ☐ DETERMINE WHO IS IN CHARGE
- ☐ FOLLOW THE DIRECTIONS OF THE INCIDENT COMMANDER
- ☐ IDENTIFY YOUR AGENCY'S/ORGANIZATION'S RESPONSIBILITIES
- ☐ FOLLOW YOUR AGENCY'S EMERGENCY PLAN AND OPERATING PROCEDURES

- ☐ **DO NOT EXCEED YOUR LEVEL OF TRAINING OR PROTECTIVE EQUIPMENT**
- ☐ GET AS MUCH INFORMATION AS POSSIBLE WITHOUT ENDANGERING YOURSELF OR OTHERS
- ☐ COORDINATE YOUR ACTIONS WITH THOSE IN COMMAND
- ☐ KEEP A RECORD OF YOUR ACTIONS
- ☐ CARRY OUT YOUR AGENCY'S ROLES AND RESPONSIBILITIES

FIRST ON SCENE CHECKLIST

The items listed below should not be interpreted as the only possible actions, nor do they limit or prohibit the application of common sense, experience, initiative, and ingenuity.

IF YOU ARE ONE OF FIRST RESPONDERS ON SCENE, USE THIS CHECKLIST AS A GUIDE FOR INITIAL ACTIONS UNTIL RELIEVED BY MORE QUALIFIED PERSON

- ☐ **DO NOT EXCEED YOUR LEVEL OF TRAINING OR PROTECTIVE EQUIPMENT**
- ☐ **OBSERVE FROM A SAFE DISTANCE**
- ☐ **APPROACH WITH CAUTION**
  - ☐ FROM A SAFE DIRECTION
  - ☐ KEEP A SAFE DISTANCE
- ☐ **POSITION YOURSELF IN A SAFE AREA**
  - ☐ STAY UPWIND AND UPHILL
  - ☐ KEEP OUT OF LOW AREAS
  - ☐ POSITION VEHICLE/APPARATUS AWAY FROM INCIDENT
- ☐ **EVALUATE THE SITUATION - - DO A SIZE UP**
  - ☐ VERIFY A RELEASE HAS OCCURRED OR THREATENS
  - ☐ DETERMINE OR VERIFY EXACT INCIDENT LOCATION
- ☐ **NOTIFY SHERIFF'S DISPATCH AND OTHER RESPONDERS OF THE SITUATION**
- ☐ **ISOLATE SCENE, SECURE AREA AND DENY ENTRY**

Task completion order is incident specific.
Focus on protecting Life, the Environment and Property

- ☐ ESTABLISH COMMAND USING THE INCIDENT COMMAND SYSTEM
  - ☐ TRANSFER COMMAND TO MOST QUALIFIED PERSONNEL ON SCENE
- ☐ ESTABLISH A COMMAND POST IN A SAFE LOCATION
- ☐ DIRECT INCOMING RESOURCES TO BEST AND SAFEST ROUTE TO SCENE (e.g., upwind, upslope, etc.)
- ☐ ESTABLISH AN INITIAL STAGING AREA IN A SAFE LOCATION
- ☐ TAKE STEPS TO IDENTIFY HAZARD AND EVALUATE RISK WITHOUT ENDANGERING PERSONNEL ON SCENE
  - ☐ IDENTIFY PRODUCT(S) AND CHARACTERISTICS IF IT CAN BE DONE SAFELY (I.E., FROM A SAFE DISTANCE)
  - ☐ CONSULT AVAILABLE REFERENCE MATERIALS
- ☐ ENSURE NOTIFICATION OF APPROPRIATE AGENCIES
- ☐ ASSESS INCIDENT
- ☐ REQUEST APPROPRIATE RESOURCES

- ☐ IF NECESSARY, RESCUE VICTIMS IF RESCUE CAN BE DONE SAFELY (i.e. ONLY if proper level of protection and trained support personnel are available)
- ☐ PROVIDE EMERGENCY MEDICAL CARE IF CAN BE DONE SAFELY (i.e. ONLY if proper level of protection and trained support personnel are available)
- ☐ DETERMINE NEED FOR PROTECTIVE ACTIONS (e.g., evacuation or sheltering in place)
  - ☐ IF NEEDED TAKE PROMPT, BUT **SAFE**, ACTION
- ☐ DETAIN AND ISOLATE PERSONS THAT MAY HAVE COME INTO CONTACT WITH PRODUCT
- ☐ OBTAIN NAMES AND ADDRESSES OF PERSONS INVOLVED
- ☐ KEEP DISPATCH AND INCOMING UNITS ADVISED OF SITUATION AND ACTIONS

INITIAL OPERATIONS

The items listed below should not be interpreted as the only possible actions, nor do they limit or prohibit the application of common sense, experience, initiative, and ingenuity.

FIRST ARRIVING PERSONNEL WILL RESPOND TO ANY INCIDENT SUSPECTED TO BE INVOLVED WITH HAZARDOUS MATERIALS IN THE FOLLOWING MANNER

- ☐ STAY UPWIND AND UPHILL
- ☐ KEEP OUT OF LOW AREAS
- ☐ POSITION VEHICLE/APPARATUS AWAY FROM INCIDENT
- ☐ ISOLATE THE HAZARD AREA AND DENY ENTRY
  - ☐ REFER TO REFERENCE MATERIAL FOR INITIAL ISOLATION DISTANCES
- ☐ ESTABLISH A COMMAND POST USING INCIDENT COMMAND SYSTEM
- ☐ IDENTIFY:
  - ☐ AREA OF SAFE REFUGE
  - ☐ EXCLUSION (HOT) AND SUPPORT (COLD) ZONES
- ☐ ATTEMPT TO IDENTIFY PRODUCT WITHOUT UNDUE RISK TO PERSONNEL
- ☐ KEEP UNNECESSARY PEOPLE AWAY
- ☐ **ONLY EMERGENCY PERSONNEL IN PROPER LEVEL OF PROPER PROTECTIVE EQUIPMENT AND POSITIVE PRESSURE SELF-CONTAINED BREATHING APPARATUS ARE TO OPERATE WITHIN INNER PERIMETER**
- ☐ DETERMINE NEED FOR PROTECTIVE ACTION
  - ☐ EVACUATION?
  - ☐ SHELTERING-IN-PLACE?
- ☐ NOTIFY DISPATCH THAT YOU HAVE A HAZARDOUS MATERIALS INCIDENT

SHERIFF'S OFFICE INITIAL RESPONSE REMINDERS

The items listed below should not be interpreted as the only possible actions, nor do they limit or prohibit the application of common sense, experience, initiative, and ingenuity.

- ☐ **ACTIONS TAKEN ARE TO BE COMMENSURATE WITH THE INCIDENT HAZARDS AND PERSONNEL TRAINING AND EQUIPMENT LIMITATIONS**
- ☐ **DO NOT EXCEED YOUR LEVEL OF TRAINING OR PROTECTIVE EQUIPMENT**
- ☐ ACT AS INITIAL INCIDENT COMMANDER UNTIL RELIEVED BY A QUALIFIED HAZMAT INCIDENT COMMANDER
  - ☐ IF FIRST EMERGENCY RESPONDER ON SCENE, ACT AS INCIDENT COMMANDER UNTIL RELIEVED BY HIGHER SHERIFF'S OFFICE AUTHORITY OR QUALIFIED HAZMAT INCIDENT COMMANDER
  - ☐ IF INCIDENT COMMAND ALREADY ESTABLISHED:
    - ☐ CHECK-IN
    - ☐ GET A BRIEFING FROM THE INCIDENT COMMAND
    - ☐ ASSUME INCIDENT COMMAND WHEN TRANSFERRED
- ☐ DO A SIZE-UP
  - ☐ DETERMINE LAW ENFORCEMENT OPERATIONAL NEEDS
    - ☐ INTEGRATE OPERATIONS INTO THE INCIDENT COMMAND
  - ☐ ASSESS
    - ☐ HAZARDS
    - ☐ EXTENT OF EMERGENCY
    - ☐ DETERMINE NECESSARY ACTIONS AND RESOURCES
- ☐ PROVIDE TRAFFIC CONTROL
- ☐ PROVIDE INCIDENT SECURITY AND LAW ENFORCEMENT
  - ☐ INCIDENT SITE
    - ☐ ESTABLISH EXCLUSION AREAS WITH OTHER AGENCIES
  - ☐ INCIDENT COMMAND POST
  - ☐ EVACUATION AREA
- ☐ CONDUCT EVACUATION AND PUBLIC PROTECTION OPERATIONS

FIRE DEPARTMENT INITIAL RESPONSE REMINDERS

The items listed below should not be interpreted as the only possible actions, nor do they limit or prohibit the application of common sense, experience, initiative, and ingenuity.

- ☐ **ACTIONS TAKEN ARE TO BE COMMENSURATE WITH THE INCIDENT HAZARDS AND PERSONNEL TRAINING AND EQUIPMENT LIMITATIONS**
- ☐ **DO NOT EXCEED YOUR LEVEL OF TRAINING OR PROTECTIVE EQUIPMENT**
- ☐ DO A SIZE-UP
  - ☐ DETERMINE FIRE DEPARTMENT OPERATIONAL NEEDS
    - ☐ INTEGRATE OPERATIONS INTO THE INCIDENT COMMAND
  - ☐ ASSESS
    - ☐ HAZARDS
    - ☐ EXTENT OF EMERGENCY
    - ☐ DETERMINE NECESSARY ACTIONS
- ☐ ESTABLISH EXCLUSION AND EVACUATION AREAS IN COOPERATION WITH THE SHERIFF'S OFFICE
- ☐ CARRY OUT DEFENSIVE ACTIONS UNTIL MORE QUALIFIED PERSONNEL AND DIRECTION IS RECEIVED
- ☐ PROVIDE FOR FIRE SUPPRESSION AND RESCUE IF IT CAN BE DONE SAFELY
- ☐ ASSIST WITH EMERGENCY MEDICAL AID IF IT CAN BE DONE SAFELY

EMS INITIAL RESPONSE REMINDERS

The items listed below should not be interpreted as the only possible actions, nor do they limit or prohibit the application of common sense, experience, initiative, and ingenuity.

- ☐ **ACTIONS TAKEN ARE TO BE COMMENSURATE WITH THE INCIDENT HAZARDS AND PERSONNEL TRAINING AND EQUIPMENT LIMITATIONS**
- ☐ **DO NOT EXCEED YOUR LEVEL OF TRAINING OR PROTECTIVE EQUIPMENT**
- ☐ DETERMINE IF EMERGENCY MEDICAL TREATMENT IS NECESSARY
- ☐ DETERMINE IF MEDICAL TREATMENT CAN BE CONDUCTED SAFELY
  - ☐ EVALUATE:
    - ☐ SITUATION
    - ☐ RISKS
    - ☐ RESOURCES AVAILABLE
    - ☐ PERSONNEL TRAINING AND PROTECTIVE EQUIPMENT
- ☐ INCORPORATE DECONTAMINATION PROCEDURES INTO TREATMENT OPERATIONS AS REQUIRED
- ☐ DETERMINE MEDICAL OPERATIONAL NEEDS
  - ☐ INTEGRATE OPERATIONS INTO THE INCIDENT COMMAND
- ☐ PROVIDE MEDICAL ASSISTANCE AS CONDITIONS PERMIT
- ☐ DETERMINE APPROPRIATE ADDITIONAL MEDICAL RESOURCES NEEDED

NOTIFICATION AND ACTIVATION

NOTIFICATIONS

The items listed below should not be interpreted as the only possible actions, nor do they limit or prohibit the application of common sense, experience, initiative, and ingenuity.

INITIAL REPORT OF HAZMAT INCIDENT OR SUSPECTED INCIDENT

- ☐ **EUREKA COUNTY SHERIFF'S DISPATCH** (9-1-1)

SHERIFF'S DISPATCH EMERGENCY RESPONSE NOTIFICATIONS

- ☐ EUREKA COUNTY SHERIFF'S OFFICE
- ☐ APPROPRIATE FIRE DEPARTMENT
- ☐ APPROPRIATE AMBULANCE SERVICE

OTHER NOTIFICATIONS BY SHERIFF'S DISPATCH

- ☐ EUREKA COUNTY EMERGENCY MANAGEMENT DIRECTOR, IF NEEDED
- ☐ NEVADA DIVISION OF EMERGENCY MANAGEMENT, AS NEEDED
- ☐ NEVADA DEPARTMENT OF TRANSPORTATION FOR TRAFFIC CONTROL

LARGE POPULATION FACILITIES AND AREAS

THREATS TO SCHOOLS, INSTITUTIONS, FACILITIES, MEDICAL OR GROUP CARE FACILITIES, ETC.

- ☐ IDENTIFY POTENTIALLY ENDANGERED FACILITIES AND/OR AREAS
- ☐ IDENTIFY BEST MEANS TO MAKE NOTIFICATIONS
- ☐ IDENTIFY WHO WILL BE ASSIGNED TO MAKE NOTIFICATIONS
  - ☐ EUREKA COUNTY SHERIFF'S DISPATCH
  - ☐ EUREKA COUNTY SHERIFF'S OFFICE PERSONNEL
  - ☐ FIRE SERVICE PERSONNEL
  - ☐ OTHER
- ☐ NOTIFY FACILITIES BY TELEPHONE OR IN PERSON

ADJOINING JURISDICTIONS NOTIFICATION

- ☐ IS THERE A POTENTIAL THREAT TO ANOTHER JURISDICTION?
  - ☐ IF YES, NOTIFY AFFECTED JURISDICTION

INCIDENT LEVELS & NOTIFICATIONS

The items listed below should not be interpreted as the only possible actions, nor do they limit or prohibit the application of common sense, experience, initiative, and ingenuity.

INCIDENT LEVEL DETERMINATION & REQUIRED NOTIFICATIONS

INCIDENT LEVEL	DESCRIPTION/ CRITERIA	SPILL QUANTITY	NOTIFICATIONS & ACTIVATIONS
☐	**MINOR INCIDENT –** can be handled within capabilities of initial responders	**LESS THAN REPORTABLE QUANTITY & KNOWN SUBSTANCE** ☐ motor vehicle fuel < 25 gals or 3 cu. yards	☐ **Sheriff's Office personnel** ☐ **Local Fire and Ambulance Responders as needed** ☐ Responsible Party & their Responders as needed ☐ HazMat Technical Resources as needed
☐	**MORE COMPLEX INCIDENT --** usually requires significant resource commitment and/or expertise beyond normal capabilities of county response agencies.	**MORE THAN REPORTABLE QUANTITY OR ANY UNKNOWN SUBSTANCE** ☐ motor vehicle fuel > 25 gals or 3 cu. yards	☐ **LOCAL EMERGENCY RESPONDERS** ☐ **OUTSIDE HAZMAT TEAM** ☐ **NV DIV. OF EMERGENCY MGT.** ☐ Responsible Party, Property and/or Equipment/Material Owner as needed ☐ Federal agencies as needed
☐	**MAJOR INCIDENT --** escalated beyond capabilities of local, regional & state agencies; requires federal agency intervention	**MAJOR SPILL -- MORE THAN REPORTABLE QUANTITY OR ANY UNKNOWN SUBSTANCE**	☐ **LOCAL EMERGENCY RESPONDERS** ☐ **OUTSIDE HAZMAT TEAM** ☐ **NV DIV. OF EMERGENCY MGT.** ☐ Property and/or Equipment/Material Owner as needed ☐ Federal agencies as needed ☐ **NATIONAL RESPONSE CENTER**

NOTE:

Agency having jurisdiction responsible for determining the incident level
Incident Commander responsible for ensuring mandatory notifications are made

OUTSIDE HAZMAT TEAM ACTIVATION

The items listed below should not be interpreted as the only possible actions, nor do they limit or prohibit the application of common sense, experience, initiative, and ingenuity.

CRITERIA

- ☐ **LEVEL 2 INCIDENT**
  - BEYOND TRAINING AND EQUIPMENT LOCAL RESPONDER
  - UNKNOWN SUBSTANCE
  - MORE THAN REPORTABLE QUANTITY
- ☐ **LEVEL 3 - <u>MAJOR</u> INCIDENT**

PERSONNEL AUTHORIZED TO ACTIVATE OUTSIDE HAZMAT TEAM

- ☐ SHERIFF'S OFFICE
  - ☐ SHERIFF
  - ☐ SENIOR DEPUTY ON-SCENE / INCIDENT COMMANDER
- ☐ FIRE DEPARTMENTS
  - ☐ CRESCENT VALLEY VOLUNTEER FIRE DEPARTMENT CHIEF
  - ☐ EUREKA VOLUNTEER FIRE DEPARTMENT CHIEF
- ☐ EUREKA COUNTY
  - ☐ EMERGENCY MANAGEMENT DIRECTOR
  - ☐ BOARD OF COMMISSIONERS
- ☐ NEVADA DIVISION OF FORESTRY
  - ☐ DUTY BATTALION CHIEF
  - ☐ REGIONAL FORESTER

ACTIVATION PROCEDURES

- ☐ CONTACT SHERIFF'S DISPATCH
- ☐ PROVIDE THE FOLLOWING INFORMATION:
  - ☐ TYPE OF INCIDENT
  - ☐ LOCATION OF INCIDENT
  - ☐ RADIO FREQUENCY AND IDENTIFIER OF INCIDENT COMMANDER
  - ☐ MATERIALS INVOLVED IF KNOWN
  - ☐ BEST/SAFEST ROUTE OF TRAVEL
  - ☐ STAGING LOCATION
  - ☐ STAFFING NEEDED (IF KNOWN)

THE REQUESTING AGENCY MAY HAVE TO PROVIDE SUPPORT PERSONNEL FOR THE TEAM. SUPPLEMENTAL STAFFING MAY BE NEEDED.

RADIOLOGICAL INCIDENT NOTIFICATIONS

The items listed below should not be interpreted as the only possible actions, nor do they limit or prohibit the application of common sense, experience, initiative, and ingenuity.

PERFORM THE FOLLOWING IN ADDITION TO STANDARD HAZMAT NOTIFICATIONS

- ☐ MAKE NOTIFICATIONS LISTED
- ☐ PROVIDE INFORMATION LISTED

- ☐ **STATE AGENCY NOTIFICATIONS**

  BY EUREKA COUNTY SHERIFF'S DISPATCH

  - ☐ During business hours (8 a.m. to 5 p.m. weekdays)
    - ☐ Nevada Health Division, Radiological Health Section
    - ☐ Nevada Division of Emergency Management
  - ☐ After business hours
    - ☐ Nevada Highway Patrol dispatch

- ☐ **INFORMATION NEEDED**

  (ALSO PROVIDE TO NEVADA RADIOLOGICAL HEALTH SECTION)

  - ☐ Caller Identification:
    - ☐ Name
    - ☐ Location/Affiliation
    - ☐ Telephone Number (call back)
  - ☐ Location and description of incident
  - ☐ Why is a radiation source or radiation hazard suspected?
  - ☐ Has the incident area been isolated? Barricaded? Roped-off? Or otherwise restricted to prevent public entry?
  - ☐ Name of Responsible Party (e.g., person, trucking company, manufacturing plant, medical facility, etc.) associated with or cause of incident.
  - ☐ Kind of radiation source involved (e.g., radioactive material, x-ray, etc.)?
  - ☐ Quantity of radioactive material or size of radiation source involved (e.g., amount, size of package(s), quantity identified by paperwork, etc.)?

- ☐ Type of package(s)/container(s) (e.g., 55-gallon drum, box, vial, cask, etc.)?
- ☐ Readings from radiation detection instruments
  - ☐ Reading(s), time of reading(s), and distance(s) from source
- ☐ Name, agency, and telephone number (contact information) at responder location

PUBLIC WARNING & INFORMATION

PUBLIC NOTIFICATION AND WARNING

The items listed below should not be interpreted as the only possible actions, nor do they limit or prohibit the application of common sense, experience, initiative, and ingenuity.

- ☐ NOTIFY AND/OR WARN THE POTENTIALLY AFFECTED PUBLIC AS SOON AS PRACTICAL.
- ☐ USE THE MOST EXPEDIENT AND EFFECTIVE MEANS POSSIBLE.
- ☐ USE MULTIPLE MEANS WHERE PRACTICAL.
- ☐ PUBLIC NOTIFICATION AND WARNING EFFORTS WILL BE DEPENDENT ON THE INCIDENT LOCATION, PROXIMITY TO POPULATION AND TYPE OF INCIDENT.
- ☐ ALL PUBLIC INFORMATION RELEASES MUST BE APPROVED BY THE PUBLIC INFORMATION OFFICER OR AUTHORITY AS SPECIFIED IN THE PUBLIC INFORMATION GUIDELINES.

NOTIFICATION AND WARNING SYSTEMS

- ☐ Commercial radio announcements
- ☐ Television announcements
- ☐ EAS (Emergency Alert System) activation
- ☐ NOAA National Weather Service emergency announcements
- ☐ Mobile broadcast notification using emergency vehicles (vehicle sirens and PAs)
- ☐ Emergency Alert Notification System located at the Eureka Courthouse
- ☐ Push Notifications via cellular app/Nixle Mass Notification System
- ☐ Personal contact

AUTHORITY - Activation of emergency warning systems may be made by:

- ☐ Incident Commander
- ☐ Eureka County Sheriff or designee
- ☐ NDF Battalion Chief, Regional Forester, or designee

- ☐ Emergency Management Director
- ☐ Eureka County Board of Commissioners

POTENTIAL WARNING SYSTEMS DESCRIPTION

- ☐ Regional Commercial Radio
  - ☐ Use to provide warnings and information to those that might be listening
  - ☐ Can use to provide traffic, evacuation, incident status, etc., information
- ☐ Regional TV
  - ☐ Use to provide warnings and information to those that might be watching
  - ☐ Can use to provide traffic, evacuation, incident status, etc., information
  - ☐ Request written information be shown at the bottom of the TV SCREEN
- ☐ EAS, EMERGENCY ALERT SYSTEM (formerly the Emergency Broadcast System)
  - ☐ Radio and television broadcast emergency messages
  - ☐ Use to reach the broadest audience
  - ☐ Must be properly activated by authorized personnel
- ☐ NOAA WEATHER SERVICE RADIO ANNOUNCEMENTS
  - ☐ Radio broadcast to weather radios
  - ☐ Some weather radios automatically alert for emergency broadcasts
- ☐ EMERGENCY VEHICLE / MOBILE/FIXED APPARATUS WARNINGS
  - ☐ Public safety vehicle sirens and PA systems can be used to alert and warn limited, specific areas
  - ☐ Emergency Alert Notification System at Eureka Courthouse can be used to alert and warn limited, specific areas
  - ☐ Use to provide specific warning or instructions (example: neighborhood evacuation or sheltering in-place)
- ☐ PERSONAL CONTACT - DOOR-TO-DOOR NOTIFICATION
  - ☐ Public safety personnel go door-to-door with specific information and/or warnings
  - ☐ Use for special needs populations, evacuations where time permits, etc.

EMERGENCY PUBLIC INFORMATION

The items listed below should not be interpreted as the only possible actions, nor do they limit or prohibit the application of common sense, experience, initiative, and ingenuity.

This checklist is specific to hazardous material incidents and should be considered in addition to Eureka County's basic Emergency Public Information procedures.

ALL PUBLIC INFORMATION RELEASES MUST BE APPROVED BY THE JOINT INFORMATION CENTER (JIC), INCIDENT PUBLIC INFORMATION OFFICER, OR INCIDENT COMMANDER AS DESIGNATED DURING THE INCIDENT.

- ☐ USE OF A JOINT INFORMATION CENTER IS PREFERRED
- ☐ PROVIDE FACTUAL AND TIMELY INFORMATION
- ☐ COOPERATE WITH THE MEDIA

  *Without jeopardizing effectiveness of response operation or media safety
- ☐ IF THE EMERGENCY ALERT SYSTEM (EAS) IS TO BE USED
  - ☐ EAS can only be activated through proper procedures – Refer to EAS procedures or contact the County Emergency Management Director.
- ☐ INFORMATION GUIDANCE

Unidentified Material

- ☐ If the incident is in a heavy traffic area and alternate routes are available, notify the media and request frequent announcements of instructions to avoid the area.
- ☐ Coordinate announcements with law enforcement agencies.
- ☐ Notify the media with a full explanation as soon as material has been identified.
- ☐ If traffic will not impede nor significantly interfere with response efforts, simply respond to media inquiry, as necessary.

Low Hazard/Confined Incident

- ☐ Notify media that the incident has occurred.
- ☐ Indicate alternate traffic routes & request frequent instruction announcements to avoid area.
- ☐ Indicate the nature of the incident and precautions for the public.
- ☐ Release an information telephone number for public inquiries (if available).
- ☐ Indicate response agencies involved, clean-up efforts underway, and time frame for resumption of normal traffic patterns, if known.

- **High Hazard Incident/General Evacuation Requested**
  - ☐ Release all information listed above.
  - ☐ Release evacuation instructions to media. Use established Emergency Alert System (EAS) and other emergency warning methods as appropriate.
    - The Emergency Alert System (EAS) can only be activated by using proper procedures – refer to the County's EAS procedures or County Emergency Management Director.
  - ☐ Release mass care and shelter information when known.
    - Coordinate with the American Red Cross.
  - ☐ Have medical/technical spokesperson(s) available to describe the nature of the substance, possible symptoms, and precautions for the public to take.
  - ☐ Include Incident Commander and/or medial/technical specialist(s) in media briefing(s) if can.

FOR SAMPLE ANNOUNCEMENTS REFER TO THE PUBLIC INFORMATION ANNOUNCEMENTS THAT FOLLOW.

PUBLIC INFORMATION ANNOUNCEMENT

PRECAUTIONARY ANNOUNCEMENT

UNIDENTIFIED SPILL/RELEASE AFFECTING TRAFFIC

The following message has been released by the _____

_____.

An unidentified substance that may be hazardous has been spilled/released at

_____

_____(*specific location*). Please avoid the area, if possible, while emergency crews are responding. The best alternative routes are_____

_____

_____. If you are in the_____

_____

area(s), please be patient and follow the directions of emergency response personnel. Specially trained personnel will evaluate the substance, and further information will be released as soon as possible.

Thank you for your cooperation.

CONTACT FOR FURTHER INFORMATION:

_____	_____
(Name)	(Telephone)
_____	_____
(Name)	(Telephone)

Announcement Prepared by:_____Date: _____

Release Authorized by:_____Date: _____

PUBLIC INFORMATION ANNOUNCEMENT

LOW HAZARD/CONFINED SPILL/RELEASE

The following message has been released by the _____

_____.

A small amount of_____, a hazardous substance, has been spilled/released at_____

_____.

Streets are blocked, traffic is restricted, and authorities have asked residents in the immediate_____area(s) to evacuate/take shelter inside buildings (Optional: Close windows and vents. Do not use heaters/air conditioners. *Provide other in place protection information*). Please avoid the area. The material is slightly/highly toxic to humans and can cause the following symptoms:_____. If you think you may have come in contact with this material, you should (*give health instructions and information telephone number, if possible*). For your safety, please avoid the area if possible. Alternate routes are: _____

_____

_____and traffic is being diverted. If you are now in the spill/release area, please follow the directions of emergency response personnel.

Thank you for your cooperation.

CONTACT FOR FURTHER INFORMATION:

_____ _____
(Name) (Telephone)

_____ _____
(Name) (Telephone)

Announcement Prepared by:_____Date: _____

Release Authorized by:_____Date: _____

PUBLIC INFORMATION ANNOUNCEMENT

HIGH HAZARD SPILL/RELEASE

The following message has been released by the _____

_____.

A large/small amount of _____

_____, a

highly hazardous substance, has been spilled/released at _____

_____.

Because of the potential health hazard, authorities are requesting all residents within

_____blocks/mile(s)

of the area to evacuate. If you are within the area of (*give evacuation zone boundaries*)

_____

_____

_____

_____, you and your family should leave as soon as possible/now.

Go immediately to the home of a friend or relative outside the evacuation area or to

(*indicate shelter(s)* _____

_____. If you can drive a

neighbor who has no transportation, please do so. If you need transportation, call

_____. Children attending the

following school(s) (*list*): _____

_____

_____will be evacuated

to_____

_____

_____.

Do not drive to your child's school. Pick your child up from school authorities at the evacuation center/location given.

Listen to this station for further instructions:

The material is highly toxic to humans and can cause the following symptoms:

_____

_____

_____

_____.

If you are experiencing any of these symptoms, seek help at _____

_____

_____/a doctor's office/medical facility outside the evacuation area, or at the evacuation center at _____

_____.

To repeat, if you are in the area of_____

_____

_____, you should leave, for your own safety. Please do not use your telephone unless you need emergency assistance.

CONTACT FOR FURTHER INFORMATION:

_____	_____
(Name)	(Telephone)
_____	_____
(Name)	(Telephone)

Announcement Prepared by:_____Date: _____

Release Authorized by:_____Date: _____

PUBLIC INFORMATION ANNOUNCEMENT

SUMMARY STATEMENT FOR THE MEDIA

HAZARDOUS MATERIAL INCIDENT

(*TO BE ADAPTED ACCORDING TO THE SITUATION*)

At approximately_____a.m. /p.m._____*(today, date, etc.)* a spill/release of potentially hazardous substance was reported to_____ by_____(*a private citizen, public employee, etc.*). _____ _____(*Sheriff/fire*) units were immediately dispatched to the area. The material was later determined to be _____(*describe*), a hazardous/harmless chemical/substance/material/gas which, upon contact, may produce symptoms of_____. Precautionary measures were taken, including evacuation of approximately_____persons in the immediate/_____area surrounding the spill, in place sheltering within _____of the spill, _____ _____.

Cleanup crews from_____(*agency/company*) were dispatched to the scene, and normal traffic had resumed by_____(*time*). Residents were allowed to return to their homes at_____(*time*). There were no injuries reported OR _____ persons, including_____*(fire/Sheriff's)* personnel, were treated at area medical facilities for_____and_____(*all/number*) were later released. Those remaining in the hospital are in _____ _____condition. Response agencies involved were _____. _____

CONTACT FOR FURTHER INFORMATION:

_____ _____
(Name) (Telephone)

_____ _____
(Name) (Telephone)

Announcement Prepared by:_____Date: _____

Release Authorized by:_____Date: _____

THIS PAGE LEFT INTENTIONALLY BLANK

TAB 3 - APPENDIX 2

ROLES AND DUTIES SUMMARY

PURPOSE--TO HIGHLIGHT THE BASIC HAZMAT RESPONSE ROLES AND RESPONSIBILITIES OF VARIOUS RESPONDING AGENCIES

EMERGENCY MANAGEMENT DIRECTOR

The items listed below should not be interpreted as the only possible actions, nor do they limit or prohibit the application of common sense, experience, initiative, and ingenuity.

ROLES AND DUTIES SUMMARY:

- ☐ NO SPECIFIC HAZARDOUS MATERIALS RESPONSE RESPONSIBILITIES
- ☐ RESPOND TO HAZARDOUS MATERIALS INCIDENTS AS APPROPRIATE
- ☐ COORDINATE EMERGENCY OPERATIONS CENTER ACTIVITIES, AS NEEDED
- ☐ MAKE NOTIFICATIONS AS DESIGNATED IN PLAN AND AS REQUIRED BY INCIDENT
- ☐ ACT AS LIAISON BETWEEN COUNTY, AND STATE AND FEDERAL AGENCIES, AS NEEDED
- ☐ RESPONSIBILITIES AS SET FORTH IN THE COUNTY'S EMERGENCY OPERATIONS PLAN

EMERGENCY MEDICAL SERVICES

The items listed below should not be interpreted as the only possible actions, nor do they limit or prohibit the application of common sense, experience, initiative, and ingenuity.

ROLES AND DUTIES SUMMARY:

- ☐ PARTICIPATE IN INITIAL RESPONSE ACTIONS
- ☐ PROVIDE MEDICAL AID AND TRANSPORTATION WITHIN THE LIMITS OF PERSONNEL TRAINING AND EQUIPMENT
- ☐ **ACTIONS TAKEN ARE TO BE COMMENSURATE WITH THE INCIDENT HAZARDS AND PERSONNEL TRAINING AND EQUIPMENT LIMITATIONS**
  - ☐ RESPOND AS "FIRST RESPONDERS"
  - ☐ MAKE PRELIMINARY MEDICAL EVALUATIONS, TREAT VICTIM(S) AND, IF NECESSARY, SEND THE VICTIM(S) TO HOSPITALS FOR CARE, INCLUDING:
  - ☐ TRIAGE INJURIES
  - ☐ PROVIDE BASIC AND INTERMEDIATE EMERGENCY CARE
  - ☐ PARTICIPATE IN THE RESCUE OF VICTIMS
  - ☐ PROVIDE TRANSPORTATION OR ARRANGE FOR TRANSPORTATION OF VICTIMS
  - ☐ PROVIDE SUPPORT TO THE INCIDENT COMMAND

FIRE SERVICE

The items listed below should not be interpreted as the only possible actions, nor do they limit or prohibit the application of common sense, experience, initiative, and ingenuity.

ROLES AND DUTIES SUMMARY:

- ☐ INITIAL RESPONSE ACTIONS AND SERVICES WITHIN THE LIMITS OF PERSONNEL TRAINING AND EQUIPMENT
- ☐ PARTICIPATE IN UNIFIED COMMANDS
- ☐ **ACTIONS TAKEN ARE TO BE COMMENSURATE WITH THE INCIDENT HAZARDS AND PERSONNEL TRAINING AND EQUIPMENT LIMITATIONS**
  - ☐ PROVIDE FOR FIRE SUPPRESSION AND RESCUE
  - ☐ ASSIST WITH EMERGENCY MEDICAL AID
    - ☐ ASSESS HAZARDS, EXTENT OF EMERGENCY AND DETERMINE NECESSARY ACTIONS
    - ☐ ESTABLISH EXCLUSION AND EVACUATION AREAS IN COOPERATION WITH LAW ENFORCEMENT AGENCIES
    - ☐ IDENTIFY NEEDED RESPONSIBLE AND EMERGENCY AGENCIES
    - ☐ IDENTIFY THE NEED FOR RESOURCES, PERSONNEL AND EQUIPMENT
    - ☐ CARRY OUT DEFENSIVE ACTIONS UNTIL MORE QUALIFIED PERSONNEL AND DIRECTION IS RECEIVED
    - ☐ PERFORM CONTROL & CONTAINMENT ONLY WITHIN APPROPRIATE TRAINING, EQUIPMENT AND PERSONNEL PARAMETERS
    - ☐ SUPPORT OUTSIDE HAZARDOUS MATERIALS RESPONSE TEAM
  - ☐ ESTABLISH CONTROL POINTS
    - ☐ PROVIDE CLEAN-UP ASSISTANCE ONLY WITHIN APPROPRIATE TRAINING, EQUIPMENT AND PERSONNEL PARAMETERS

HAZARDOUS MATERIAL RESPONSE TEAM

The items listed below should not be interpreted as the only possible actions, nor do they limit or prohibit the application of common sense, experience, initiative, and ingenuity.

ROLES AND DUTIES SUMMARY:

- ☐ RESPONSIBLE FOR THE MAJORITY OF TECHNICAL RESPONSE AND MITIGATION ACTIONS
- ☐ **ACTIONS TAKEN ARE TO BE COMMENSURATE WITH THE INCIDENT HAZARDS, PERSONNEL, TRAINING AND EQUIPMENT LIMITATIONS.**
- ☐ ROLES AND RESPONSIBILITIES ARE SPECIFIED IN THE STANDARD OPERATING PROCEDURES OF THE TEAMS.

HUMAN SERVICES

The items listed below should not be interpreted as the only possible actions, nor do they limit or prohibit the application of common sense, experience, initiative, and ingenuity.

ROLES AND DUTIES SUMMARY:

- ☐ PROVIDE SERVICES TO SUPPORT RESPONSE AND RECOVERY OPERATIONS
- ☐ POTENTIAL SUPPORT AGENCIES
  - ☐ RED CROSS
  - ☐ SALVATION ARMY
  - ☐ CHURCHES
  - ☐ SERVICE CLUBS

PUBLIC WORKS

The items listed below should not be interpreted as the only possible actions, nor do they limit or prohibit the application of common sense, experience, initiative, and ingenuity.

ROLES AND DUTIES SUMMARY:

- ☐ CONDUCT ALL PUBLIC WORKS OPERATIONS UNDER THE DIRECTION OF THE INCIDENT COMMAND
- ☐ PROVIDE EQUIPMENT AND PUBLIC WORKS PERSONNEL WITH APPROPRIATE TRAINING IN HAZARDOUS MATERIALS AND RESPONSE ACTIONS
- ☐ PUBLIC WORKS DEPARTMENT WILL PULL THE EQUIPMENT TRAILER(S) TO THE INCIDENT SITE.
  - ☐ If Public Works Department is not available, the Sheriff's Office will then be contacted to pull the equipment trailer(s) to the incident site.
    - ☐ If Public Works Department and the Sheriff's Office are not able to pull the equipment trailer(s) to the incident site, a private vehicle will be used.
- ☐ **ACTIONS TAKEN ARE TO BE COMMENSURATE WITH THE INCIDENT HAZARDS, AND PERSONNEL, TRAINING AND EQUIPMENT LIMITATIONS**
  - ☐ PROVIDE SUPPLIES AND ASSIST IN TRAFFIC CONTROL EFFORTS, IF REQUESTED
    - ☐ PROVIDE ROAD BARRIERS
    - ☐ TRANSPORTATION
    - ☐ MANPOWER
  - ☐ ASSIST IN MINOR SPILL CONTROL AND CONTAINMENT, IF REQUESTED
  - ☐ PERFORM ACTIONS TO PROTECT WATER AND SEWER SYSTEMS
  - ☐ PERFORM BASIC BUILDING DAMAGE ASSESSMENT
  - ☐ EXAMINE BASIC STRUCTURAL INTEGRITY

SHERIFF'S DISPATCH

The items listed below should not be interpreted as the only possible actions, nor do they limit or prohibit the application of common sense, experience, initiative, and ingenuity.

ROLES AND DUTIES SUMMARY:

- ☐ RECEIVE INITIAL EMERGENCY REPORTS OF HAZARDOUS MATERIALS SPILL OR RELEASE
- ☐ GATHER INFORMATION REQUIRED BY RESPONDERS
  - ☐ USE HAZARDOUS MATERIALS REPORT FORM
- ☐ MAKE EMERGENCY NOTIFICATIONS AS SPECIFIED
- ☐ DISPATCH EMERGENCY RESPONDERS
- ☐ ASSIST WITH LOGISTICS
  - ☐ REQUEST AND TRACK RESOURCES UNTIL SUCH FUNCTIONS CAN BE ASSUMED BY AN INCIDENT COMMAND AND/OR ARE INTEGRATED INTO THE EMERGENCY OPERATIONS CENTER
- ☐ PROVIDE PERSONNEL AND STAFF COUNTY COMMUNICATIONS FUNCTIONS
- ☐ FACILITATE INCIDENT COMMUNICATIONS
  - ☐ PROVIDE COMMUNICATIONS EQUIPMENT AS AVAILABLE
  - ☐ PROVIDE PERSONNEL AND STAFF COUNTY COMMUNICATIONS FUNCTIONS
  - ☐ ESTABLISH EMERGENCY COMMUNICATIONS NETS, WHEN REQUESTED

SHERIFF'S OFFICE

The items listed below should not be interpreted as the only possible actions, nor do they limit or prohibit the application of common sense, experience, initiative, and ingenuity.

ROLES AND DUTIES SUMMARY:

- ☐ PARTICIPATE IN INITIAL RESPONSE ACTIONS AND PROVIDE SERVICES WITHIN THE LIMITS OF PERSONNEL TRAINING AND EQUIPMENT
- ☐ ACT AS THE INCIDENT COMMANDER UNTIL A HAZARDOUS MATERIALS QUALIFIED INCIDENT COMMANDER REPRESENTING OR APPROVED BY THE COUNTY ARRIVES ON SCENE AND ACCEPTS COMMAND
  - ☐ GENERALLY, WITHIN A UNIFIED COMMAND WITH THE FIRE SERVICE AND OTHER APPROPRIATE ENTITIES
- ☐ PRIMARY RESPONSIBILITY FOR LAW ENFORCEMENT ASSISTANCE AND EVACUATION
- ☐ **ACTIONS TAKEN ARE TO BE COMMENSURATE WITH THE INCIDENT HAZARDS AND PERSONNEL, TRAINING AND EQUIPMENT LIMITATIONS**
  - ☐ PARTICIPATE IN THE INCIDENT COMMAND
  - ☐ PROVIDE LAW ENFORCEMENT ASSISTANCE
  - ☐ PROVIDE TRAFFIC CONTROL
  - ☐ PROVIDE SITE AND INCIDENT COMMAND POST SECURITY
  - ☐ ESTABLISH EXCLUSION AND EVACUATION AREAS IN COOPERATION WITH FIRE AGENCIES AND HAZARDOUS MATERIALS RESPONSE TEAMS
  - ☐ CONDUCT EVACUATION AND PUBLIC PROTECTION OPERATIONS
  - ☐ PROVIDE PUBLIC INFORMATION IN CONJUNCTION WITH OTHER RESPONDING AGENCIES

COMMAND (MANAGEMENT)

COUNTY INCIDENT POLICIES

The items listed below should not be interpreted as the only possible actions, nor do they limit or prohibit the application of common sense, experience, initiative, and ingenuity.

GENERAL POLICIES

- ☐ **TAKE SAFE DEFENSIVE ACTIONS** TO ATTEMPT TO PROTECT LIVES, THE ENVIRONMENT, AND PROPERTY **UNLESS AVAILABLE TRAINED PERSONNEL AND EQUIPMENT RESOURCES ALLOW SAFE MITIGATIVE ACTIONS**
- ☐ ACTIONS TAKEN WILL BE DICTATED BY THE CHARACTER AND MAGNITUDE OF THE INCIDENT
- ☐ **JURISDICTION** OVER RELEASE/ACCIDENT SITE **WILL REMAIN WITH THE COUNTY** UNLESS RELINQUISHED TO AND ACCEPTED BY ANOTHER AGENCY OR LEVEL OF GOVERNMENT
- ☐ THE SHERIFF'S OFFICE IS RESPONSIBLE FOR INCIDENT COMMAND UNTIL A HAZARDOUS MATERIALS QUALIFIED INCIDENT COMMANDER REPRESENTING OR APPROVED BY THE COUNTY ARRIVES ON SCENE AND ACCEPTS COMMAND
- ☐ **INCIDENT COMMAND WITHIN FIXED SITES WILL BE THE RESPONSIBILITY OF THE SHERIFF'S OFFICE** UNTIL A HAZARDOUS MATERIALS QUALIFIED INCIDENT COMMANDER REPRESENTING OR APPROVED BY THE COUNTY ARRIVES ON SCENE AND ACCEPTS COMMAND. THE INCIDENT COMMAND WILL GENERALLY BE CONDUCTED WITH ASSISTANCE FROM THE FACILITY EMERGENCY COORDINATOR OR OTHER PERSON DESIGNATED BY THE FACILITY OWNER OR MANAGER.
- ☐ AGENCIES AND ENTITIES WILL STRIVE TO USE A UNIFIED COMMAND STRUCTURE FOR INCIDENT MANAGEMENT
- ☐ **ACTIONS TAKEN ARE TO BE COMMENSURATE WITH INCIDENT HAZARDS, AND PERSONNEL, TRAINING AND EQUIPMENT LIMITATIONS**
- ☐ RESPONSE PERSONNEL WILL NOT BE PUT AT RISK TO SAVE VICTIMS OR PROPERTY WITHOUT PROPER PROTECTIVE EQUIPMENT
- ☐ THE COUNTY WILL PURSUE REIMBURSEMENT FROM THE RESPONSIBLE PARTY" AND/OR "PERSON-IN-CONTROL" FOR COSTS INCURRED IN THE RESPONSE TO HAZARDOUS MATERIAL INCIDENTS

- ☐ PRECAUTIONARY EVACUATIONS OF PEOPLE IN THREATENED AREAS WILL BE CARRIED OUT BASED ON THE BEST INFORMATION AVAILABLE AND WITHIN AVAILABLE PERSONNEL AND RESOURCE CAPABILITIES

  - ☐ IF POSSIBLE, THREATENED ANIMALS AND LIVESTOCK WILL BE EVACUATED

INCIDENT COMMAND

The items listed below should not be interpreted as the only possible actions, nor do they limit or prohibit the application of common sense, experience, initiative, and ingenuity.

- ☐ INITIAL INCIDENT COMMANDER
  - ☐ SHERIFF'S OFFICE PERSONNEL
- ☐ SUBSEQUENT INCIDENT COMMANDER
  - ☐ HAZMAT QUALIFIED INCIDENT COMMANDER
- ☐ ESTABLISH A UNIFIED INCIDENT COMMAND WITH AGENCY HAVING JURISDICTION
  - ☐ GENERALLY, ESTABLISH A UNIFIED COMMAND WITH PRIMARY RESPONDING AGENCIES (E.G., FIRE, LAW ENFORCEMENT, EMERGENCY MEDICAL SERVICES, ETC.)
- ☐ ESTABLISH A COMMAND POST / UNIFIED COMMAND POST
- ☐ INCIDENT COMMANDER MUST DETERMINE:
  - ☐ CAN THE INCIDENT BE ABATED WITH THE RESOURCES AVAILABLE?
    - ☐ ADEQUATELY?
    - ☐ IN A REASONABLE AMOUNT OF TIME?
  - ☐ IS "RESPONSIBLE PARTY'S" PROPOSED CLEANUP CONTRACTOR:
    - ☐ ABLE TO PERFORM THE REQUIRED TASKS?
    - ☐ QUALIFIED TO PERFORM THE REQUIRED TASKS?
    - ☐ LEGALLY ALLOWED TO PERFORM THE REQUIRED TASKS?
  - ☐ CAN THE "RESPONSIBLE PARTY" PROPERLY DISPOSE THE HAZARDOUS WASTE?

INCIDENT COMMAND POST

The items listed below should not be interpreted as the only possible actions, nor do they limit or prohibit the application of common sense, experience, initiative, and ingenuity.

- ☐ POSITION
  - ☐ IN SAFE AREA
    - ☐ UP WIND
    - ☐ UP SLOPE
    - ☐ SAFE DISTANCE FROM HAZARDS AND ACCIDENT SITE
- ☐ LOCATION
  - ☐ SELECTED BY INCIDENT COMMANDER
  - ☐ COMMUNICATED TO DISPATCH AND RESPONDING UNITS
- ☐ MARKINGS
  - ☐ COMMAND POST CLEARLY MARKED
- ☐ COMMUNICATIONS
  - ☐ ESTABLISHED
  - ☐ MINIMUM REQUIREMENTS
    - ☐ NET LINKING INCIDENT COMMANDER WITH BRANCH DIRECTORS AND SECTION CHIEFS
    - ☐ LINK TO DISPATCH
    - ☐ LINK TO THE EUREKA COUNTY EMERGENCY OPERATIONS CENTER

HAZMAT INCIDENT COMMAND PRIMARY POSITIONS

The items listed below should not be interpreted as the only possible actions, nor do they limit or prohibit the application of common sense, experience, initiative, and ingenuity.

INCIDENT COMMANDER (IC)

- ☐ Responsibilities:
  - ☐ In charge of site-specific ICS
  - ☐ Control and coordinate emergency response activities and communications
  - ☐ Identify the hazards and implement appropriate emergency operations based on incident-specific conditions
  - ☐ Ensures all operations are conducted safely
  - ☐ Designates Command and General Staff
- ☐ Who? (Succession of Command)
  - ☐ Senior emergency response official will become IC initially
  - ☐ Command will be passed up line of authority as personnel with greater emergency response seniority arrive and as deemed necessary
  - ☐ Command will be passed to Sheriff's Office personnel.
  - ☐ Hazardous Materials Incident Commander qualified personnel will take precedence

SAFETY OFFICER

- ☐ Responsibilities:
  - ☐ Ensures all operations are conducted safely
  - ☐ Identify and evaluate the hazards
  - ☐ Provide direction regarding safety of operations
  - ☐ Establish a site safety plan
  - ☐ Authority to alter, suspend or terminate activities based on safety concerns
  - ☐ Immediately inform IC of any actions needed to lessen hazards involved
- ☐ Who? (Succession of Command)
  - ☐ Knowledgeable in Hazardous Materials operations
  - ☐ In multi-activity incidents, the HazMat Safety Officer does **not** act as Incident Safety Officer

MEDICAL UNIT LEADER

- ☐ Responsibilities:
  - ☐ Provides all medical care for Incident personnel
  - ☐ Provides on-site medical monitoring and transportation
  - ☐ Reports to Logistics Section Chief and/or Service Branch Director

OUTSIDE HAZARDOUS MATERIALS RESPONSE TEAM PERSONNEL

HAZARDOUS MATERIALS GROUP SUPERVISOR

- ☐ Responsibilities:
  - ☐ Implementation of all portions of the Incident Action Plan regarding the HazMat Group
  - ☐ Assigns resources and job functions within the HazMat Group
  - ☐ Reports on progress and status of Group resources to Branch Director, Operations Section Chief or Incident Commander as directed
  - ☐ Directs overall activities of the HazMat Group

ENTRY TEAM LEADER

- ☐ Responsibilities:
- ☐ Manages Entry Team operations within the Exclusion Zone ("Hot Zone")
- ☐ Reports to HazMat Group Supervisor

DECONTAMINATION LEADER

- ☐ Responsibilities:
  - ☐ Manages decontamination operations
  - ☐ Reports to HazMat Group Supervisor

SITE ACCESS LEADER

- ☐ Responsibilities:
- ☐ Manages and tracks the movement of personnel and equipment within the control zones

- ☐ Ensures contaminants are controlled and records are maintained
- ☐ Reports to HazMat Group Supervisor

TECHNICAL SPECIALISTS FOR HAZARDOUS MATERIALS RESEARCH

- ☐ Responsibilities:
  - ☐ Provide technical information and assistance
  - ☐ Report to HazMat Group Supervisor

ASSISTANT SAFETY OFFICER - HAZARDOUS MATERIALS

- ☐ Responsibilities:
  - ☐ Advises Hazardous Materials Group Supervisor (or Branch Director) on all aspects of health and safety
  - ☐ Authority to alter, suspend or terminate Hazardous Materials Group activities based on safety concerns
  - ☐ Overall responsibility for pre-entry safety briefings
  - ☐ Ensures protection of Hazardous Materials Group personnel from physical, environmental, and chemical hazards/exposure
  - ☐ Ensures Entry Team and Decontamination Team members are in appropriate PPE level
  - ☐ Ensures required emergency medical services for assigned personnel are provided and coordinate with Medical Unit Leader

INCIDENT COMMAND (MANAGEMENT) FUNCTIONS

The items listed below should not be interpreted as the only possible actions, nor do they limit or prohibit the application of common sense, experience, initiative, and ingenuity.

COMMAND STAFF

- ☐ **INCIDENT COMMANDER/UNIFIED COMMAND**
  - ☐ Responsibility: The overall management of an incident ("on-scene" management of field units)
    - ☐ Incident Commander may have a deputy or deputies to assist in management activities
  - ☐ Responding agencies may decide to operate under a Unified Command
    - ☐ Generally used when several agencies respond to an incident and each has some jurisdiction and/or significant involvement
    - ☐ Each key response agency provides a representative who has authority to speak for and commit agency resources
  - ☐ Basic Tasks:
    - ☐ Assess the situation and/or obtain a briefing from the prior Incident Commander
    - ☐ Determine Incident objectives and strategy
    - ☐ Establish the immediate priorities
    - ☐ Establish an Incident Command Post
    - ☐ Establish an appropriate organization (staffing)
    - ☐ Ensure Planning meetings are scheduled as required
    - ☐ Approve and authorize the implementation of an Incident Action Plan
    - ☐ Ensure adequate safety measures are in place
    - ☐ Coordinate activity for all Command and General staff
      - o Coordinate with key people and officials, and the EOC, if activated.
      - o Approve requests for additional resources or the release of resources
      - o Keep the agency administration or EOC informed of the status of the incident, resources, etc.
      - o Authorize the release of information to the news media and public
      - o Ensure that status information is compiled and forwarded to the EOC and/or other affected jurisdictions
      - o Direct the demobilization of the incident when appropriate

- ☐ **PUBLIC INFORMATION OFFICER**
  - ☐ Responsibility: Developing and releasing information about the Incident to the news media, incident personnel, EOC, JIC and to other appropriate jurisdictions, agencies, and organizations
    - ☐ Public Information Officer may have assistants as needed, and the assistants may also represent other affected and/or assisting jurisdictions, agencies, and organizations
  - ☐ Basic Tasks:
    - ☐ Determine, from the Incident Commander, and EOC if there are any limits on information release
    - ☐ Develop material for use in media briefings
    - ☐ Obtain Incident Commander's approval for media releases
    - ☐ Inform media and conduct media briefings
    - ☐ Arrange for tours and other interviews or briefings that may be required
    - ☐ Obtain media information that may be useful to emergency planning
    - ☐ Maintain current information summaries and/or displays on the incident and provide information on status of incident to assigned personnel
    - ☐ Coordinate information and activities with the Joint Information Center as needed
- ☐ **LIAISON OFFICER**
  - ☐ Responsibility: The contact for the personnel assigned to the Incident by assisting or cooperating agencies (other than those on direct tactical assignments or those involved in a Unified Command)
    - ☐ Liaison Officer may have assistants as needed, and the assistants may also represent assisting jurisdictions, agencies, or organizations
  - ☐ Basic Tasks:
    - ☐ The contact point for Agency Representatives.
    - ☐ Maintain a list of assisting and cooperating agencies and Agency Representatives
    - ☐ Assist in establishing and coordinating contacts among agencies.
    - ☐ Keep agencies supporting the incident aware of its status
    - ☐ Monitor incident operations to identify current or potential inter-organizational problems
    - ☐ Participate in planning meetings, providing current resource status, including limitations and capability of assisting agency resources

- ☐ **AGENCY REPRESENTATIVES**
  - ☐ Responsibility: To represent the interests of and make decisions on matters affecting the agency's participation at the Incident
    - ☐ The Agency Representative is an individual assigned to the Incident from an assisting or cooperating agency who has been delegated the necessary authority to make decisions on behalf of their agency
  - ☐ Basic Tasks:
    - ☐ Ensure that all agency resources are properly checked-in at the Incident.
    - ☐ Obtain briefing from the Liaison Officer or Incident Commander.
    - ☐ Inform assisting or cooperating agency personnel on the Incident that the Agency Representative position for that agency has been filled.
    - ☐ Attend briefings and planning meetings as required.
    - ☐ Provide input on the use of agency resources unless resource technical specialists are assigned from the agency.
    - ☐ Cooperate fully with the Incident Commander and the General Staff on agency involvement at the Incident.
    - ☐ Ensure the well-being of agency personnel assigned to the Incident.
    - ☐ Advise the Liaison Officer of any special agency needs or requirements.
    - ☐ Report to the home agency on a prearranged schedule.
    - ☐ Ensure that all agency personnel and equipment are properly accounted for and released prior to departure
    - ☐ Ensure that all required agency reports and documents are complete prior to departure
    - ☐ Have a debriefing session with the Liaison Officer or Incident Commander prior to departure.
- ☐ **SAFETY OFFICER**
  - ☐ Responsibility: To develop and recommend measures for assuring personnel safety, and to assess and/or anticipate hazardous and unsafe situations.
    - ☐ Safety Officer may have deputies or assistants as needed, and the assistants may represent assisting agencies, jurisdictions, or technical specialties. Safety assistants may have specific responsibilities such as hazardous materials, air operations, etc.

- ☐ Basic Tasks:
  - ☐ Participate in planning meetings
  - ☐ Identify hazardous situations associated with the Incident
  - ☐ Review the Incident Action Plan for safety implications.
  - ☐ Exercise emergency authority to stop or prevent unsafe operations or acts
  - ☐ Investigate accidents that have occurred within the Incident area
  - ☐ Assign assistants as needed
  - ☐ Review and approve the Incident Medical Plan
  - ☐ Develop hazardous materials site safety plans as required

GENERAL STAFF

☐ **OPERATIONS SECTION**

- ☐ Responsibility: The management of all Incident operations directly applicable to the primary mission (*i.e.,* tactical field operations). Activates and supervises organization elements in accordance with the Incident Action Plan and directs its execution. Directs preparation of unit operational plans, requests, or releases resources, makes expedient changes to the Incident Action Plan as needed, and reports changes to the Incident Action Plan to the Incident Commander

- ☐ Basic Tasks:
  - ☐ Develop operations portion of the Incident Action Plan
  - ☐ Brief and assign incident operations personnel in accordance with the Incident Action Plan.
  - ☐ Supervise Incident operations
  - ☐ Determine need and request additional resources
  - ☐ Review suggested list of resources to be released from the Incident and initiate recommendations for release of resources
  - ☐ Supervise, manage, allocate and assemble/disassemble resources assigned to the Operations Section
  - ☐ Report information about special activities, events, and occurrences to the Incident Commander

☐ **PLANNING SECTION**

- ☐ Responsibility: The collection, evaluation, dissemination and use of information about the development of the Incident and status of resources.
  - ☐ Information is needed to 1) understand the current situation, 2) predict probable course of Incident events, and 3) prepare alternative strategies and coordinate operations for the Incident

- ☐ Basic Tasks:

  - ☐ Collect and process situation information about the Incident
  - ☐ Supervise preparation of the Incident Action Plan
  - ☐ Provide input to the Incident Commander and Operations Section in preparing the Incident Action Plan
  - ☐ Reassign out-of-service personnel already on-site to ICS organizational positions as appropriate
  - ☐ Establish information requirements and reporting schedules for Planning Section units (*e.g.*, Resources, Situation, *etc.*)
  - ☐ Determine the need for any specialized resources in support of the Incident
  - ☐ If requested, assemble, and disassemble groups of resources not assigned to operations
  - ☐ Establish special information collection activities as needed (*e.g.*, weather, environmental, health, toxins, *etc.*)
  - ☐ Assemble information on alternative strategies
  - ☐ Provide periodic predictions on Incident potential
  - ☐ Report any significant changes in Incident status
  - ☐ Compile and display incident status information
  - ☐ Prepare and implement Incident Demobilization Plan
  - ☐ Incorporate plans (*e.g.*, Traffic, Medical, Communications, *etc.*) into the Incident Action Plan

☐ **LOGISTICS SECTION**

- ☐ Responsibility: Providing facilities, services, and material in support of the Incident, and coordinating the procurement of resources, facilities, services, and materials for the Incident Command

- ☐ Basic Tasks:
  - ☐ Organize the Logistics Section to provide needed services and support of Incident activities
  - ☐ Participate in the development and implementation of the Incident Action Plan
  - ☐ Identify service and support requirements for planned and expected Incident operations
  - ☐ Prepare Incident Communications Plan, Medical Plan and Traffic Plan
  - ☐ Coordinate and process requests for additional Incident resources
  - ☐ Review Incident Action Plan and estimate Section needs for each operational period
  - ☐ Advise on current service and support capabilities
  - ☐ Prepare service and support elements to the Incident Action Plan
  - ☐ Estimate future service and support requirements
  - ☐ Receive Incident Demobilization Plan from the Planning Section
  - ☐ Recommend release of unit resources in conformity with the Incident Demobilization Plan
  - ☐ Ensure general welfare and safety of Logistics Section personnel

☐ **FINANCE/ADMINISTRATION SECTION**

- ☐ Responsibility: All financial, administrative, and cost analysis aspects of the Incident

Basic Tasks:

- ☐ Coordinate all financial aspects of the Incident
- ☐ Provide financial and cost analysis information as requested
- ☐ Gather pertinent information from briefings with responsible agencies
- ☐ Develop an operating plan for the Finance/Administration Section, and fill supply and support needs

- ☐ Meet with Assisting and Cooperating Agency Representatives as needed.
- ☐ Maintain contact with Incident Commander, agency(s) administrative headquarters and/or the EOC on Finance/Administration matters.
- ☐ Ensure that all personnel time records are accurately completed and compiled transmitted to administrative headquarters and/or the EOC
- ☐ Provide financial input to demobilization planning
- ☐ Ensure that all obligation documents initiated during the emergency are properly prepared and completed

☐ Brief the Incident Commander, agency administrative personnel and/or EOC on all emergency-related financial issues needing attention or follow-up.

GOALS OBJECTIVES TASKS

The items listed below are general guidelines for incident goals and tactical objectives. Tactical tasks should be assigned based on personnel training, and available personal protective equipment, response equipment and other resources.

STRATEGIC GOALS	TACTICAL OBJECTIVES	TACTICAL TASKS
☐ **ISOLATION**	☐ Establish perimeters and zones	
	☐ Deny entry	
	☐ Initial public protection	
	☐ Withdrawal	
☐ **NOTIFICATION**	☐ Communicate	
☐ **IDENTIFICATION**	☐ Recognition and identification	
	☐ Reconnaissance	
	☐ Interview	
	☐ Preplan and surveys	
☐ **PROTECTION**	☐ PPE	
	☐ Decontamination	
	☐ Operational safety assessment	
	☐ EMS and first aid	
	☐ Secondary evacuation	
☐ **SPILL CONTROL**	*Based on spill type:*	
	Gas / Air	
	☐ Ventilating	
	☐ Dispersing	
	☐ Dissolving	
	☐ Blanketing	
	Liquid / Surfaces	
	☐ Diking	
	☐ Diversion	
	☐ Retention	
	☐ Absorption	
	☐ Adsorption	
	☐ Dilution	
	Liquid / Water	
	☐ Damming	

STRATEGIC GOALS	!	!	TACTICAL OBJECTIVES	!	!	TACTICAL TASKS
			☐ Booming			
			☐ Absorption			
			☐ Diversion			
			Solid / Surface			
			☐ Blanketing			
☐ **LEAK CONTROL**			☐ Remote shutoff			
☐ **FIRE CONTROL**			☐ Extinguishment			
			☐ Controlled burn			
			☐ Exposure protection			
			☐ Withdrawal			
☐ **RECOVERY & TERMINATION**						
			On-Scene Recovery			
			☐ Product Transfer oversight			
			☐ Container removal oversight			
			☐ Cleanup oversight			
			Operational Recovery			
			☐ Release of mutual aid and callbacks			
			☐ Resupply and restocking			
			☐ Financial restitution			
			Termination			
			☐ Debriefing			
			☐ Critique			
			☐ After action analysis			
			☐ After action report			
			☐ After action follow-up			

DOCUMENTATION AND INVESTIGATIVE FOLLOW-UP

The items listed below should not be interpreted as the only possible actions, nor do they limit or prohibit the application of common sense, experience, initiative, and ingenuity.

DOCUMENTATION

CAREFUL RECORD KEEPING IS **VITAL**

WHAT HAPPENED AND WHAT WAS DONE IN RESPONSE:

- ☐ FORMS OF DOCUMENTATION
  - ☐ ICS FORMS
  - ☐ HAZARDOUS MATERIALS REPORT FORM
  - ☐ HAZARDOUS MATERIALS WORKSHEETS
  - ☐ DIAGRAMS AND SKETCHES
  - ☐ PHOTOGRAPHS
  - ☐ VIDEOTAPES
- ☐ DOCUMENTATION PROCEDURES
  - ☐ DURING AN INCIDENT
    - O FOLLOW INCIDENT COMMAND AND HAZARDOUS MATERIALS RESPONSE TEAM DOCUMENTATION PROCEDURES
  - ☐ AFTER AN INCIDENT
    - O THE AGENCY WITH JURISDICTION IS RESPONSIBLE TO:
      - ➢ ASSIGN RESPONSIBILITY FOR FURTHER DOCUMENTATION
      - ➢ COORDINATE REPORT, FORMS, ETC., COMPLETION
      - ➢ COLLECT INCIDENT RECORDS

INVESTIGATIVE FOLLOW-UP

INVESTIGATION AND FOLLOW-UP ACTIVITIES WILL BE DEPENDENT ON SPECIFIC INCIDENT CIRCUMSTANCES

- ☐ POTENTIAL INVESTIGATIVE RESOURCES
  - ☐ NEVADA DIVISION OF FORESTRY
  - ☐ OUTSIDE HAZARDOUS MATERIALS RESPONSE TEAM
  - ☐ EUREKA COUNTY EMERGENCY MANAGEMENT DIRECTOR
  - ☐ EUREKA COUNTY SHERIFF'S OFFICE
  - ☐ NEVADA DIVISION OF ENVIRONMENTAL PROTECTION
  - ☐ STATE FIRE MARSHAL'S OFFICE
  - ☐ U.S. ENVIRONMENTAL PROTECTION AGENCY
- ☐ OTHERS - NDI, FBI, ATF, ETC

OPERATIONS

INCIDENT CHECKLIST

The items listed below should not be interpreted as the only possible actions, nor do they limit or prohibit the application of common sense, experience, initiative, and ingenuity.

GENERAL INCIDENT ACTIONS:

ISOLATE THE AREA AND DENY ENTRY

- ☐ DETERMINE THE HAZARD INVOLVED
- ☐ ESTABLISH CONTROL OF HAZARD AREA
- ☐ DETERMINE INCIDENT CONTROL ZONES (HOT, WARM COLD)
- ☐ ADVISE ALL UNITS OF AREA TO BE ISOLATED

IDENTIFY AND VERIFY THE MATERIALS INVOLVED

- ☐ OBTAIN SHIPPING PAPERS OR FACILITY DOCUMENTS (ONLY IF SAFE)
- ☐ WRITE DOWN ALL INFORMATION OBTAINED
- ☐ VERIFY THE SOURCE AND ACCURACY OF ALL INFORMATION

CONDUCT HAZARD AND RISK ASSESSMENT

- ☐ EVALUATE THE FOLLOWING CONCERNS:
  - ☐ HEALTH
  - ☐ FLAMMABILITY
  - ☐ REACTIVITY
  - ☐ PHYSICAL PROPERTIES
  - ☐ CHEMICAL PROPERTIES
- ☐ ASSESS CONTAINER INTEGRITY (STRESS, BREACH, RELEASE, ETC.)
- ☐ DETERMINE ALL EXPOSURES
- ☐ ESTIMATE LIKELY HARM WITHOUT INTERVENTION

EVALUATE PROTECTIVE CLOTHING AND EQUIPMENT

- ☐ DETERMINE PROPER TYPE AND LEVEL OF PROTECTIVE CLOTHING REQUIRED

STRUCTURAL FIRE-FIGHTING CLOTHING DOES NOT OFFER CHEMICAL PROTECTION!!

COORDINATE INFORMATION AND RESOURCES

- ☐ COORDINATE INFORMATION BETWEEN BRANCHES/DIVISIONS/GROUPS
- ☐ CONDUCT BRIEFING OF ALL BRANCH/DIVISION/GROUP OFFICERS TO DEVELOP TACTICAL OPTIONS
- ☐ ADVISE INCIDENT COMMANDER OF TACTICAL OPTIONS AND RECOMMENDATIONS

CONTROL, CONTAINMENT AND CONFINEMENT

- ☐ REVIEW TACTICAL OPTIONS WITH ENTRY PERSONNEL
- ☐ COORDINATE ALL OPERATIONS WITH SAFETY OFFICER
- ☐ WILL DECONTAMINATION BE REQUIRED AFTER ENTRY OPERATIONS?
  - ☐ YES - IMPLEMENT DECONTAMINATION PROCEDURES PRIOR TO ENTRY
  - ☐ NO - CONTINUE
- ☐ IS THE DECON AREA IN PLACE AND READY?
- ☐ CONDUCT OPERATIONS AS SAFELY AS POSSIBLE
  - ☐ DEFENSIVE OPERATIONS
  - ☐ OFFENSIVE OPERATIONS

DECONTAMINATION PROCEDURES

- ☐ DECONTAMINATION PROCEDURES DETERMINED AND VERIFIED
- ☐ DECON AREA IN PLACE AND FULLY STAFFED

ENTRY PROCEDURES

- ☐ ENTRY PROCEDURES DETERMINED AND VERIFIED
- ☐ SAFETY PROVISIONS IN PLACE AND STAFFED
- ☐ CONDUCT ENTRY PROCEDURES PER GUIDELINES

TERMINATION PROCEDURES

- ☐ ENSURE ALL PERSONNEL ARE BRIEFED AS NEEDED
- ☐ SIGNS AND SYMPTOMS OF EXPOSURE PROVIDED
- ☐ PERSONNEL EXPOSURE DOCUMENTED

OPERATIONAL PRIORITIES

The items listed below should not be interpreted as the only possible actions, nor do they limit or prohibit the application of common sense, experience, initiative, and ingenuity.

BASIC PRIORITIES

- ☐ LIFE SAFETY
- ☐ ENVIRONMENTAL CONSERVATION
- ☐ PROPERTY PROTECTION

FIRST ON SCENE

- ☐ NOTIFICATION
  - ☐ NOTIFY ANY ADDITIONAL RESPONDING UNITS AND EUREKA COUNTY SHERIFF'S DISPATCH THAT INCIDENT INVOLVES HAZARDOUS MATERIALS
- ☐ POSITION VEHICLES
  - ☐ UPHILL AND UPWIND IF POSSIBLE
  - ☐ AVOID DRIVING PAST INCIDENT SITE
    - ☐ WHERE THERE IS SMOKE OR VISIBLE VAPOR
    - ☐ NEAR VISIBLE OR POTENTIAL LIQUID RUN-OFF
  - ☐ INITIAL SAFE VEHICLE DISTANCES
    - ☐ RESIDENTIAL — 1 BLOCK
    - ☐ LARGE STRUCTURES/INDUSTRIAL — 500 FEET
    - ☐ OPEN AREAS — 1000 FEET
    - ☐ STAGING AREA — 2500 FEET

ESTABLISH COMMAND

- ☐ INITIATE INCIDENT COMMAND SYSTEM
- ☐ DESIGNATE STAGING AREA
- ☐ CONDUCT SIZE-UP
- ☐ DETERMINE RESOURCE NEEDS
- ☐ MAKE PROPER NOTIFICATIONS AND RESOURCE ORDERS

CONTROL ACCESS

- ☐ FIRST-ARRIVING UNITS CONTROL ACCESS TO THE INCIDENT AREA
  - ☐ **ISOLATE SCENE, SECURE AREA AND DENY ENTRY**
- ☐ FIRST-ARRIVING APPARATUS
  - ☐ CONTROL ACCESS TO HAZARD AREA
  - ☐ ESTABLISH INITIAL ISOLATION PERIMETER (EXCLUSION ZONE [HOT ZONE])
  - ☐ ONLY THOSE WEARING PROPER PERSONAL PROTECTIVE EQUIPMENT (PPE) WILL BE ALLOWED ENTRY
- ☐ CONSIDER PROTECTIVE ACTION AND IMPLEMENT IF NEEDED
  - ☐ SHELTER-IN-PLACE
  - ☐ EVACUATION
- ☐ MINIMIZE NUMBER OF PERSONNEL OPERATING IN OR NEAR THE EXCLUSION ZONE (HOT ZONE)
- ☐ RESTRICT ENTRY
- ☐ DETAIN THOSE LEAVING THE SCENE IN AREA OF SAFE REFUGE FOR EVALUATION AND/OR TREATMENT
- ☐ **<u>DO</u> <u>NOT</u> INITIATE MAJOR FIRE SUPPRESSION OR CONTROL OPERATION UNTIL MATERIALS INVOLVED AND HAZARDS ARE IDENTIFIED**

IDENTIFY THE HAZARD

- ☐ OBTAIN INFORMATION FROM AS MANY SOURCES AS POSSIBLE
- ☐ ATTEMPT TO IDENTIFY THE PRODUCT/MATERIAL(S) WITHOUT UNDUE RISK TO PERSONNEL
  - ☐ CONTAINER LABELS
  - ☐ PLACARDS
  - ☐ MANIFESTS
  - ☐ SHIPPING PAPERS
  - ☐ OTHER MEANS AVAILABLE
    - ☐ FACILITY REPORTING FORMS
    - ☐ INFORMATION FROM FACILITY/TRANSPORTATION PERSONNEL

- ☐ ATTEMPT TO IDENTIFY THE HAZARDOUS PROPERTIES WITHOUT ENDANGERING PERSONNEL
  - ☐ TOXICITY
  - ☐ FLAMMABILITY
  - ☐ REACTIVITY☐
  - CORROSIVITY
  - ☐ RADIOACTIVITY
- ☐ CONDUCT A HAZARD RISK ASSESSMENT
  - ☐ DETERMINE IF FIRST RESPONDERS CAN SAFELY DEAL WITH THE HAZARDOUS MATERIALS
    - ☐ LEVEL OF TRAINING
    - ☐ PROTECTIVE CLOTHING AND EQUIPMENT
  - ☐ ASSESS RISK TO EMERGENCY PERSONNEL IF THEY ATTEMPT A RESCUE
  - ☐ DETERMINE NEED FOR PROTECTIVE MEASURES
    - ☐ EVACUATION
    - ☐ SHELTER-IN-PLACE
  - ☐ RISK ASSESSMENT SHOULD OCCUR AT SAME TIME IDENTIFICATION AND VERIFICATION OF MATERIALS
- ☐ RELAY ALL INFORMATION CONCERNING THE MATERIALS AND SITUATION TO RESPONDING HAZMAT TEAM UNITS OR INCIDENT COMMAND

MITIGATE THE INCIDENT

- ☐ PERFORM BASIC CONTROL/CONTAINMENT PROCEDURES IF IT CAN BE DONE SAFELY
- ☐ PERFORM RESCUE(S) IF IT CAN BE DONE SAFELY

DECONTAMINATE PERSONNEL

- ☐ ESTABLISH EMERGENCY GROSS DECONTAMINATION SITE(S) PRIOR TO SET-UP OF FORMAL DECONTAMINATION BY HAZMAT TEAM
- ☐ PROVIDE FOR EMERGENCY MEDICAL MONITORING AND TRANSPORT PRIOR TO HAZMAT TEAM ARRIVAL

TERMINATION

- ☐ DEBRIEF THE INCIDENT
- ☐ CONDUCT POST-INCIDENT ANALYSIS
- ☐ SAVE ALL INCIDENT DOCUMENTATION

RELEASE DETERMINATION METHODS

The items listed below should not be interpreted as the only possible actions, nor do they limit or prohibit the application of common sense, experience, initiative, and ingenuity.

GENERALLY, USE THE FOLLOWING METHODS TO DETERMINE THAT A RELEASE OF HAZARDOUS MATERIALS HAS OCCURRED:

- ☐ HUMAN DETECTION
  - ☐ Visual indicators
  - ☐ Unusual plumes or clouds
  - ☐ Leaking containers
  - ☐ Unusual odors
  - ☐ Regular inspections

- ☐ MECHANICAL DETECTION
  - ☐ Leak detection alarms
  - ☐ Smoke alarms

- ☐ FACILITY INSPECTION INFORMATION
  - ☐ Regular inspections by facility personnel

- ☐ **CHECK SPECIFIC FACILITY CONTINGENCY PLANS FOR DETECTION METHODS AND PROCEDURES**

- ☐ CONFIRM AND COORDINATE:
  - ☐ Alarms
  - ☐ Reports
  - ☐ Visual sightings

SITE CONTROL

The items listed below should not be interpreted as the only possible actions, nor do they limit or prohibit the application of common sense, experience, initiative, and ingenuity.

PURPOSE -- MINIMIZE HARM FROM HAZARDOUS MATERIALS BY USING PROPER SITE CONTROL PROCEDURES TO ISOLATE PEOPLE FROM HAZARDS AND ALLOW ORDERLY, EFFICIENT AND SAFE RESPONSE OPERATIONS

HIGH PRIORITY *- ISOLATE THE HAZARD AREA, CREATE SAFE POSITIONS FOR RESPONSE PERSONNEL AND DENY ENTRY TO UNPROTECTED AND/OR NONESSENTIAL PERSONS*

PROCEDURE

- ☐ SITE CONTROL MEASURES MUST
  - ☐ BE DESIGNED TO MINIMIZE CHAOS
  - ☐ PROVIDE DIRECTION & EFFICIENCY TO RESPONSE OPERATIONS
  - ☐ PROVIDE PERSONNEL & EQUIPMENT ACCOUNTABILITY
    - ☐ LOCATION
    - ☐ STATUS
- ☐ KEEP RESPONSE PERSONNEL NOT INVOLVED IN HAZARD AREA ACTIVITIES AT A SAFE DISTANCE
- ☐ STRICTLY ADHERE TO BOUNDARIES AND SECURITY MEASURES
  - ☐ WITHOUT REGARD TO INDIVIDUAL'S STATUS OR POSITION
  - ☐ PERSONS NOT INVOLVED IN EMERGENCY RESPONSE TO BE KEPT OUTSIDE THE SITE PERIMETER
  - ☐ LAW ENFORCEMENT AND SECURITY PERSONNEL GENERALLY TO BE USED FOR SITE SECURITY AND CROWD CONTROL
- ☐ CONSTANTLY REEVALUATE SITE CONTROL MEASURES CONSIDERING CHANGING INCIDENT FACTORS AND SITUATION

ACCESS CONTROL

- ☐ FIRST-IN UNIT INITIAL ACTIONS
  - ☐ CONTROL ACCESS TO HAZARD AREA
  - ☐ ESTABLISH ISOLATION PERIMETER
- ☐ ESTABLISH ISOLATION AREA
  - ☐ ESTABLISH ISOLATION PERIMETER
    - ☐ CONSIDERED OUTER BOUNDARY OF SITE/INCIDENT SCENE
    - ☐ DISTANCE - FEET TO MILES - DEPENDING ON SITUATION
    - ☐ USE APPLICABLE GEOGRAPHIC AND PHYSICAL BARRIERS (E.G., WALLS, FENCES, BODIES OF WATER, ETC.)

- ☐ LARGE ENOUGH TO PROTECT ON-SCENE PERSONNEL
  - ☐ CONSIDER HAZARD OF
    - ☐ EXPLOSION
    - ☐ FIRE
    - ☐ WIND DIRECTION CHANGE
    - ☐ UNEXPECTED RELEASE

- ☐ KEEP AREA TO MANAGEABLE SIZE
  - ☐ MAKE ISOLATION AREA AS LARGE AS POSSIBLE
  - ☐ EASIER TO REDUCE SIZE OF AREA THEN EXPAND LATER
  - ☐ HARDER AS RESPONSE OPERATIONS PROGRESS
  - ☐ HARDER AS CROWDS AND TRAFFIC INCREASE
  - ☐ LARGER AREA BETTER DUE TO UNPREDICTABILITY

- ☐ SITE PERIMETER MUST BE SIZE THAT CAN BE SECURED
  - ☐ CONSIDER SECURITY RESOURCES AVAILABLE
  - ☐ SMALLER SECURED PERIMETER PREFERRED TO LARGER UNSECURED PERIMETER

- ☐ PROVIDE FOR PROTECTIVE ACTION AS NEEDED
  - ☐ EVACUATION
  - ☐ SHELTER-IN-PLACE

- ☐ CONTROL ACCESS
  - ☐ CONTROL TRAFFIC TO AND FROM
  - ☐ PREVENT SPREAD OF CONTAMINATION
  - ☐ ESTABLISH ACCESS CONTROL POINTS
    - ☐ USE ACCESS CONTROL LINES
      - ☐ MAY USE BARRIER TAPE
    - ☐ USE TO LIMIT FREE ACCESS TO
      - ☐ COMMAND
      - ☐ SUPPORT OPERATIONS
      - ☐ PRIMARY RESPONSE OPERATIONS

CREATE ZONES

(TO BE ACCOMPLISHED BY TRAINED PERSONNEL)

- ☐ SUBDIVIDE ISOLATION AREA INTO CONTROL ZONES (I.E., "HOT," "WARM," AND "COLD" ZONES)

RESCUE

The items listed below should not be interpreted as the only possible actions, nor do they limit or prohibit the application of common sense, experience, initiative, and ingenuity.

ONLY PROPERLY TRAINED AND EQUIPPED PERSONNEL WITH ADEQUATE BACKUP SHOULD PERFORM RESCUES!

- ☐ DETERMINE IF RESCUE OPERATIONS ARE NECESSARY

- ☐ DETERMINE IF A RESCUE CAN BE CONDUCTED SAFELY
  - ☐ EVALUATE
    - ☐ INCIDENT SITUATION
    - ☐ RISKS
    - ☐ RESOURCES AVAILABLE
    - ☐ PERSONNEL TRAINING AND PROTECTIVE EQUIPMENT

- ☐ PERFORM RESCUE(S) **ONLY IF IT CAN BE DONE SAFELY**
  - ☐ APPROPRIATELY TRAINED PERSONNEL
  - ☐ APPROPRIATE PROTECTIVE EQUIPMENT
  - ☐ ADEQUATE BACK-UP PERSONNEL
  - ☐ ADEQUATE SAFETY MEASURES TO PROTECT RESCUERS AND VICTIM(S) FROM HAZARDS
    - ☐ HAZARDOUS MATERIALS
    - ☐ FIRE
    - ☐ EXPLOSION
    - ☐ OTHER
  - ☐ APPROPRIATE DECONTAMINATION AVAILABLE

EMERGENCY MEDICAL CARE

The items listed below should not be interpreted as the only possible actions, nor do they limit or prohibit the application of common sense, experience, initiative, and ingenuity.

- ☐ DETERMINE IF EMERGENCY MEDICAL TREATMENT IS NECESSARY
- ☐ DETERMINE IF EMERGENCY MEDICAL TREATMENT CAN BE CONDUCTED SAFELY
  - ☐ EVALUATE
    - ☐ INCIDENT SITUATION
    - ☐ RISKS
    - ☐ RESOURCES AVAILABLE
    - ☐ PERSONNEL TRAINING AND PROTECTIVE EQUIPMENT
- ☐ ENSURE DECONTAMINATION PROCEDURES ARE INCORPORATED INTO TREATMENT OPERATIONS AS REQUIRED
- ☐ DETERMINE IF EMERGENCY MEDICAL TRANSPORT CAN BE ACCOMPLISHED SAFELY
  - ☐ EVALUATE
    - ☐ PATIENT CONDITION
    - ☐ DECONTAMINATION METHOD AND EXTENT
    - ☐ RISKS
    - ☐ RESOURCES AVAILABLE
    - ☐ PERSONNEL TRAINING AND PROTECTIVE EQUIPMENT
- ☐ SET UP TIGERCAT TO TRANSPORT DECONTAMINATED PATIENTS
  - ☐ PLACE BACKBOARD ON GURNEY
  - ☐ PLACE TIGERCAT ON BACKBOARD
  - ☐ PLACE RESERVOIR AT FOOT OF GURNEY
  - ☐ CONNECT DRAIN HOSE TO TIGERCAT LINER
  - ☐ PLACE DRAIN HOSE END IN RESERVOIR

SELF-DECONTAMINATION

The items listed below should not be interpreted as the only possible actions, nor do they limit or prohibit the application of common sense, experience, initiative, and ingenuity.

PRIMARY OBJECTIVE

GROSS DECONTAMINATION OF AMBULATORY PERSONS WHO CAN FOLLOW DIRECTIONS

AVOID CONTAMINATING ANYONE / ANYTHING BEYOND THE EXCLUSION ZONE

REQUIRES PROPERLY TRAINED AND EQUIPPED PERSONNEL

- ☐ OPERATIONS LEVEL PERSONNEL
- ☐ SELF-DECON SHOWER & ACCESSORIES
- ☐ USE EMT TO ASSIST PATIENT IF POSSIBLE
- ☐ A HAZMAT TEAM MAY BE NEEDED FOR FULL DECON

GENERAL PROCEDURE

- ☐ FOLLOW MEDICAL TREATMENT MATRIX
- ☐ IF RECOMMENDED, FOLLOW SELF-DECON SHOWER PROCEDURES
- ☐ USE PERSONAL PROTECTIVE EQUIPMENT (TYVEK JUMP SUITS) IN CACHE
- ☐ CONSIDER CONTAINMENT, CIRCUMSTANCES AND LEVEL OF CONTAMINATION WHEN DETERMINING THE SPECIFIC MEASURES REQUIRED TO DECONTAMINATE PERSONNEL
- ☐ DECONTAMINATION TEAM IS RESPONSIBLE FOR DECONTAMINATION PROCEDURE AND METHODS USED
- ☐ DECONTAMINATION TEAM ASSEMBLES NECESSARY EQUIPMENT AND SUPPLIES
- ☐ CONTAIN RUNOFF AND RESIDUE FROM DECONTAMINATION PROCEDURES WITHIN CONTAMINATION REDUCTION ZONE (WARM ZONE) (DECON AREA) AND RETAIN FOR PROPER DISPOSAL

DECON PROCEDURE OF AMBULATORY PATIENT USING SHOWER

- ☐ PLACE TARP ON GROUND AND MAKE CONTAINMENT POOL
- ☐ ASSEMBLE SHOWER UNIT
- ☐ PLACE SHOWER ASSEMBLY ON TARP WITH "TOP" UP
- ☐ ASSEMBLE 4 PVC POLES, ONE FOR EACH CORNER POLES WITH BLACK CAPS GO TOGETHER IN CORNER WITH DRAIN
- ☐ LIFT "TOP" AND INSERT POLES IN CORNERS
- ☐ MOVE SHOWER ASSEMBLY TO ONE CORNER OF CONTAINMENT POOL
- ☐ ATTACH SHOWERHEAD ASSEMBLY ON CLEAR SIDE CLEAR SIDE FACES AWAY FROM PUBLIC
- ☐ ATTACH 1 ½ INCH HOSE W/ADAPTER TO CLEAR SHOWER LINE
- ☐ CHARGE WITH LOW PRESSURE WATER
- ☐ PUT SOAP, GOGGLES, ZIPLOC & CLOTHS BAGS IN GREEN POUCH
- ☐ SET PAD OR TOWEL ON GROUND ON THE EXIT (CLEAN SIDE)
- ☐ PLACE BATH TOWEL ON TOP OF SHOWER ON THE EXIT (CLEAN SIDE)
- ☐ PLACE OPENED PLASTIC CONTAINER W/PATIENT COVERALLS NEAR EXIT

RESCUER(S)

- ☐ DRESSED IN TYVEK COVERALLS OR TURNOUTS
- ☐ PUT MEDICAL GLOVES ON HANDS
- ☐ PLACE HANDS IN SHOWER'S GLOVES TO ASSIST PATIENT AS NEEDED
- ☐ TALK PATIENT THROUGH WASHING AND RINSING AFFECTED AREAS
- ☐ ***RESCUE HAS NO PHYSICAL CONTACT WITH PATIENT***

PATIENT INSTRUCTIONS - - TELL PATIENT TO:

- ☐ ENTER SHOWER AND TAKE OFF SHOES AND ALL CLOTHING
- ☐ PLACE SHOES AND CLOTHING IN LARGE PLASTIC BAG
- ☐ PUT PERSONAL EFFECTS (GLASSES, JEWELRY, ETC.) IN ZIPLOC BAG
- ☐ PLACE CLOTHING AND ZIPLOC BAGS OUTSIDE ON ENTRANCE SIDE
- ☐ WHEN WASHING COMPLETE:
  - ☐ PATIENT GETS TOWEL AND DRIES SELF
  - ☐ PATIENT PUTS ON TYVEK COVERALLS W/HOOD & BOOTIES
- ☐ IF DECON IS COMPLETE, PATIENT CAN GO TO MEDICAL
- ☐ IF DECON **NOT** COMPLETE, PATIENT GETS DISASTER POUCH & BLANKET AND GOES TO SAFE REFUGE AREA TO AWAIT ASSISTANCE

MATRIX 1 – PATIENT CARE

The items listed below should not be interpreted as the only possible actions, nor do they limit or prohibit the application of common sense, experience, initiative, and ingenuity.

PATIENT CARE BASED ON MATERIAL HAZARD AND / OR ROUTE OF ENTRY

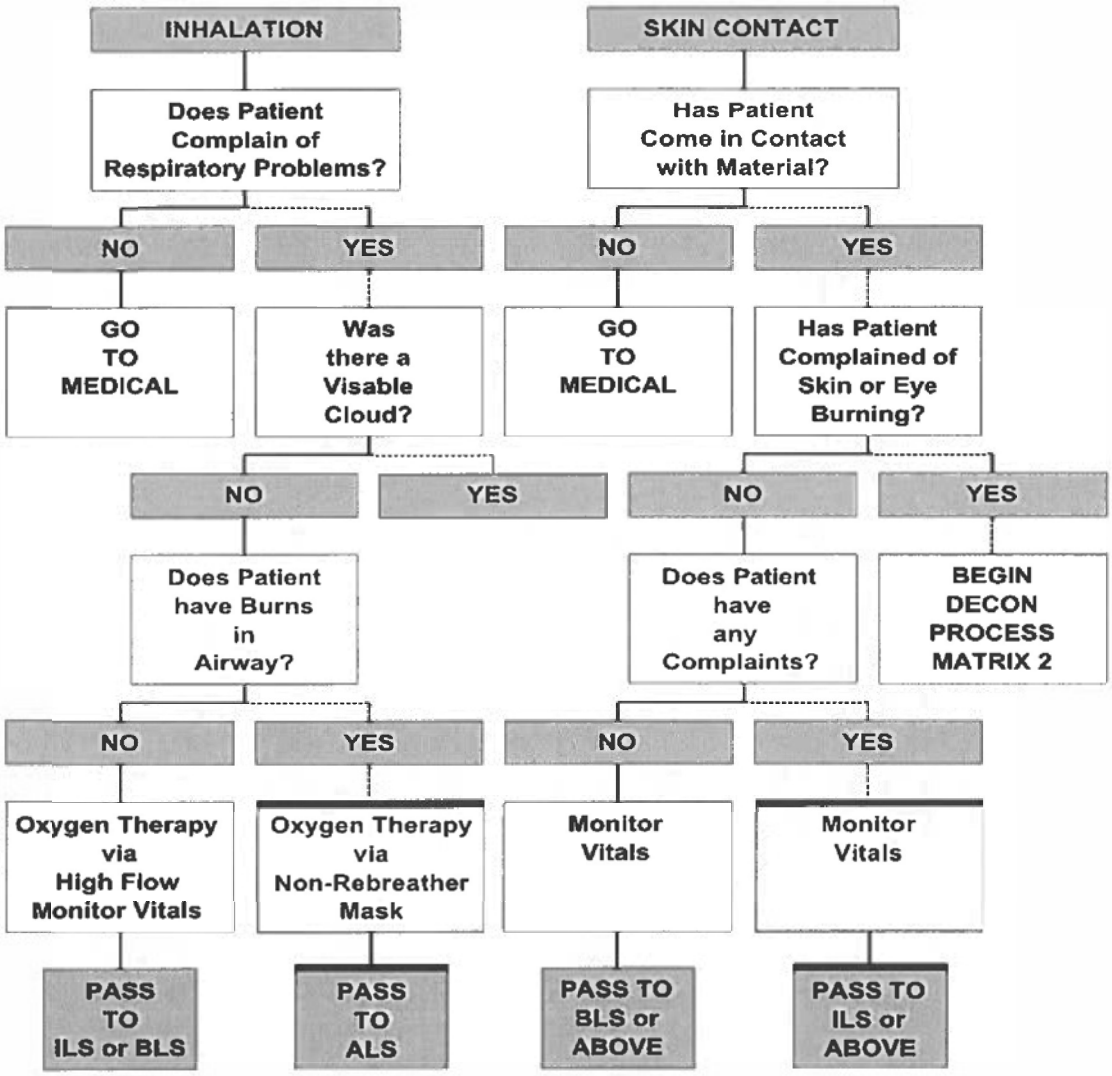

MATRIX 2 - DECONTAMINATION

The items listed below should not be interpreted as the only possible actions, nor do they limit or prohibit the application of common sense, experience, initiative, and ingenuity.

DECONTAMINATION PROCEDURE BASED ON PATIENT CONDITION

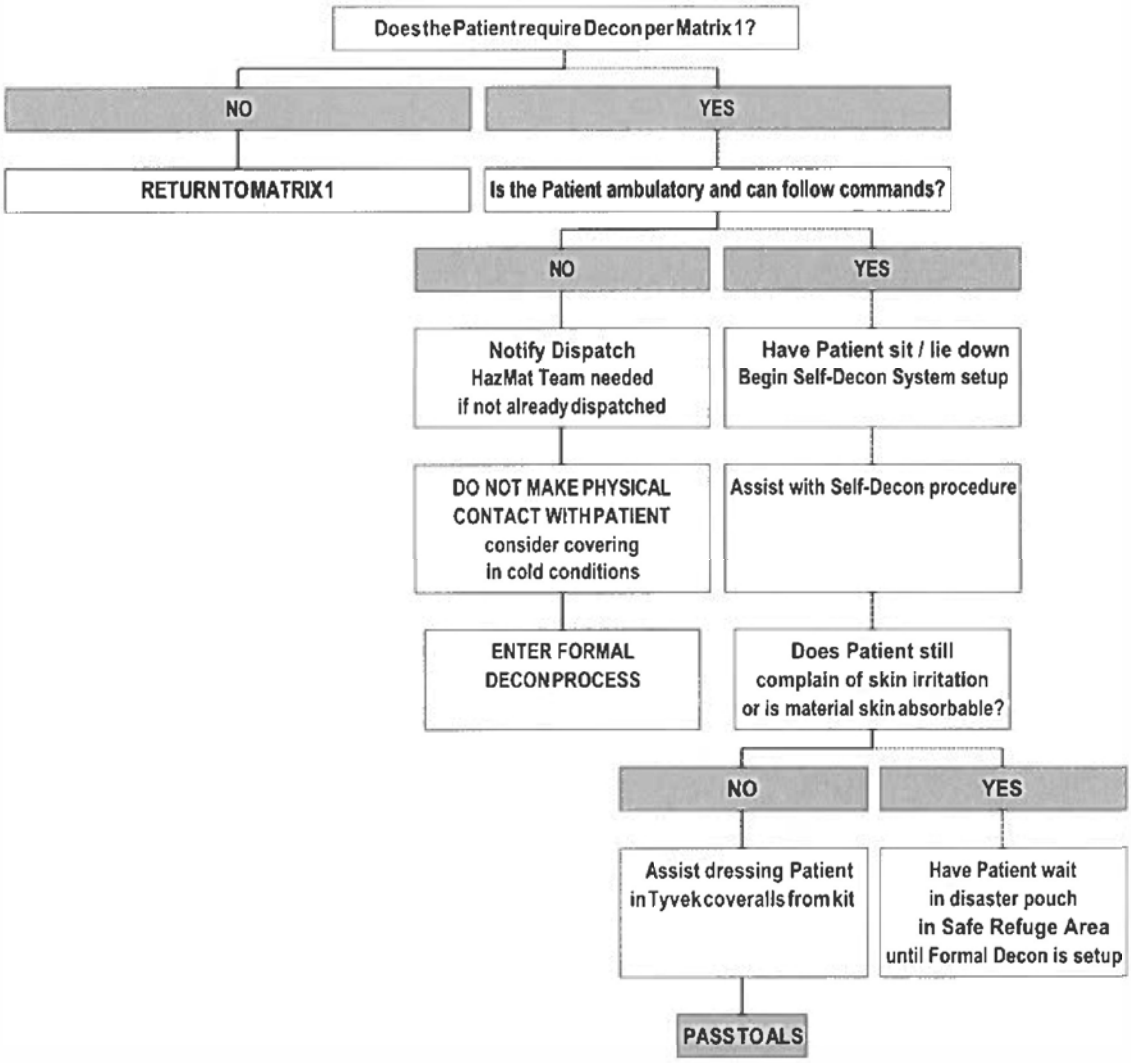

FORMAL DECONTAMINATION

The items listed below should not be interpreted as the only possible actions, nor do they limit or prohibit the application of common sense, experience, initiative, and ingenuity.

PRIMARY OBJECTIVE

FULL DECONTAMINATION OF AMBULATORY OR NON-AMBULATORY PERSONS AND EQUIPMENT

AVOID CONTAMINATING ANYONE/ANYTHING BEYOND THE EXCLUSION ZONE

REQUIRES PROPERLY TRAINED AND EQUIPPED PERSONNEL

- ☐ NOTIFY DISPATCH THAT HAZMAT TEAM IS NEEDED

GENERAL PROCEDURE

- ☐ TRAINED HAZMAT SAFETY OFFICER WILL DETERMINE AND APPROVE THE LEVEL AND TYPE OF PERSONAL PROTECTIVE EQUIPMENT WORN BY DECONTAMINATION PERSONNEL
- ☐ CONSIDER CONTAINMENT, CIRCUMSTANCES AND LEVEL OF CONTAMINATION WHEN DETERMINING THE SPECIFIC MEASURES REQUIRED TO DECONTAMINATE PERSONNEL AND EQUIPMENT
- ☐ DECONTAMINATION TEAM IS RESPONSIBLE FOR DECONTAMINATION PROCEDURE AND METHODS USED
- ☐ DECONTAMINATION TEAM ASSEMBLES NECESSARY EQUIPMENT AND SUPPLIES
- ☐ CONTAIN RUNOFF AND RESIDUE FROM DECONTAMINATION PROCEDURES WITHIN CONTAMINATION REDUCTION ZONE (WARM ZONE) (DECON AREA) AND RETAIN FOR PROPER DISPOSAL

TRAFFIC CONTROL

The items listed below should not be interpreted as the only possible actions, nor do they limit or prohibit the application of common sense, experience, initiative, and ingenuity.

PURPOSE -- EFFECTIVE AND COORDINATED CONTROL AND FLOW OF TRAFFIC

- ☐ PRIMARY OBJECTIVES
  - ☐ MINIMIZE TRAFFIC PROBLEMS
  - ☐ LIMIT ACCESS TO THE INCIDENT TO AUTHORIZED PERSONNEL
- ☐ GENERAL PROCEDURES
  - ☐ ESTABLISH TRAFFIC CONTROL POINTS TO CONTROL ACCESS TO INCIDENT AREA, INCIDENT COMMAND POST, ETC.
    - ☐ IN SAFE AREA
    - ☐ AS DIRECTED BY INCIDENT COMMAND
  - ☐ IF TRAFFIC CONTROL INVOLVES <u>STATE HIGHWAYS</u>
    - ☐ REQUEST NEVADA HIGHWAY PATROL BE NOTIFIED OF TEMPORARY TRAFFIC DIVERSIONS AND DELAYS
  - ☐ EMERGENCY VEHICLES WILL BE GIVEN PRIORITY ACCESS
  - ☐ IN THE EVENT ACCIDENTS OR STALLED VEHICLES OBSTRUCT EMERGENCY VEHICLES OR EVACUATION
    - ☐ USE ALL NECESSARY MEANS TO QUICKLY CLEAR THE ROAD AS APPROPRIATE TO THE SITUATION AND EMERGENCY
  - ☐ AUTHORIZED FIREFIGHTERS, LAW ENFORCEMENT PERSONNEL, AND RELATED EMERGENCY WORKERS WILL HAVE ACCESS TO THE AREA AS DETERMINED BY THE INCIDENT COMMAND
  - ☐ THE GENERAL PUBLIC WILL NOT HAVE ACCESS TO THE INCIDENT AREA WITHOUT PERMISSION FROM THE INCIDENT COMMAND
    - ☐ PERSONNEL WILL EXERCISE COMMON SENSE AND DISCRETION ON A CASE-BY-CASE BASIS
  - ☐ PRESS AND MEDIA WILL **NOT** HAVE FREE ACCESS TO
    - ☐ INCIDENT AREA
    - ☐ INCIDENT COMMAND POST
    - ☐ EVACUATION AREA
    - ☐ OTHER INCIDENT FACILITIES
  - ☐ PRESS AND MEDIA WILL BE ADMITTED **ONLY** IF
    - ☐ ACCOMPANIED BY AN AUTHORIZED ESCORT
    - ☐ HAVE PERMISSION OF INCIDENT COMMAND

PROTECTIVE ACTION

The items listed below should not be interpreted as the only possible actions, nor do they limit or prohibit the application of common sense, experience, initiative, and ingenuity.

PURPOSE -- TO ENSURE ALL PRIVATE CITIZENS AND NON-ESSENTIAL EMERGENCY PERSONNEL ARE PROTECTED TO HIGHEST DEGREE POSSIBLE FROM EXPOSURE TO HAZARDOUS MATERIALS

PROTECTION OF THE PUBLIC IS A PRIMARY INCIDENT OBJECTIVE

PROCEDURES

EVACUATION

SHELTER-IN-PLACE

EVACUATION

- ☐ BEST PROTECTIVE ACTION
- ☐ IF EVACUATION IS REQUIRED
  - ☐ USE IN CONJUNCTION WITH
    - ☐ FACILITY PLANS
    - ☐ COMMUNITY PLANS
    - ☐ SPECIFIC INCIDENT INFORMATION
    - ☐ COUNTY EMERGENCY OPERATIONS PLAN
- ☐ SHERIFF'S OFFICE IS RESPONSIBLE FOR EVACUATION OPERATIONS
- ☐ CONSIDERATIONS
  - ☐ EVACUATION DISTANCE --
    - ☐ FOLLOW GUIDELINES IN AVAILABLE REFERENCE MATERIALS
      - ☐ DOT HAZARDOUS MATERIALS GUIDEBOOK
      - ☐ CHEMTREC
  - ☐ IDENTIFY VULNERABLE AREAS
  - ☐ PRECAUTIONARY EVACUATIONS
  - ☐ TRAFFIC CONTROL
  - ☐ TRANSPORTATION ROUTES
  - ☐ SHELTER LOCATIONS
  - ☐ SPECIAL POPULATIONS
  - ☐ AGREEMENTS TO TAKE EVACUEES BY

- ☐ OTHER JURISDICTIONS
- ☐ HOSPITALS OUTSIDE LOCAL AREA

☐ EVACUATION OPERATIONS

- ☐ SEND EVACUEES
  - ☐ TO A DEFINITE PLACE
  - ☐ BY SPECIFIC ROUTE
  - ☐ FAR ENOUGH AWAY SO WILL NOT NEED TO BE MOVED AGAIN IF SITUATION CHANGES (E.G., WIND SHIFT, ETC.)

☐ TYPES OF EVACUATIONS

- ☐ **ADVISORY** -- WARNING TO PERSONS WITHIN THE AREA THAT THERE IS POTENTIAL THREAT TO LIFE AND PROPERTY
- ☐ **IMMEDIATE THREAT** -- WARNING TO PERSONS WITHIN THE AREA THAT IMMEDIATE THREAT TO LIFE AND PROPERTY EXISTS

☐ AFTER EVACUATION

- ☐ ESTABLISH REENTRY PROCEDURES
  - ☐ UNTIL RESIDENTS/BUSINESSES CAN SECURE PROPERTY
    - ☐ CONTROL ACCESS TO AREA
    - ☐ CONTINUE SECURITY

☐ AIR SPACE LIMITATIONS

- ☐ CONSIDER NEEDS
  - ☐ REQUEST AIRSPACE LIMITATIONS THROUGH THE FEDERAL AVIATION ADMINISTRATION

SHELTER-IN-PLACE

☐ TO PROTECT PEOPLE FROM DANGER AND EXPOSURE THAT MAY OCCUR IN MOVING THEM FROM A BUILDING

☐ IF AIRBORNE, VAPOR, OR GAS HAZARD, ADVISE PERSONS AND FACILITIES TO:

- ☐ STAY INDOORS
- ☐ CLOSE EXTERIOR DOORS AND WINDOWS
- ☐ SEAL EXTERIOR DOORS AND WINDOWS
- ☐ SHUT-OFF BUILDING AIR VENTS AND AIR INTAKE EQUIPMENT
- ☐ SHUT-OFF HEATING AND AIR CONDITIONING EQUIPMENT

- ☐ CONSIDER SHELTER IN PLACE FOR:
  - ☐ SPECIAL FACILITIES, SUCH AS
    - ☐ HOSPITALS
    - ☐ NURSING HOMES
    - ☐ SCHOOLS
    - ☐ PENAL INSTITUTIONS
- ☐ ACTIVATE CITIZEN WARNING SYSTEMS

EVACUATION PLAN ELEMENTS

The items listed below should not be interpreted as the only possible actions, nor do they limit or prohibit the application of common sense, experience, initiative, and ingenuity.

ELEMENTS

- ☐ PROCEDURES TO ENSURE COORDINATION WITH ALL AGENCIES
- ☐ METHODS TO DETERMINE ACTUAL AREA(S) TO BE EVACUATED
- ☐ PRE-DETERMINED TRANSPORTATION ROUTES TO EVACUATE PEOPLE
- ☐ PROCEDURES FOR CONTROLLING TRAFFIC AND TRANSPORTATION ROUTES
- ☐ PRE-IDENTIFIED SHELTERS TO CARE FOR EVACUEES
- ☐ METHODS TO EVACUATE PEOPLE WITHOUT PERSONAL TRANSPORTATION
- ☐ PROCEDURES FOR EVACUATING SPECIFIC INSTITUTIONS (SCHOOLS, MEDICAL CLINICS, NURSING HOMES, JAIL, ETC.)
- ☐ PROCEDURES FOR COMMUNICATING WITH NON-ENGLISH-SPEAKING PERSONS
- ☐ METHODS TO MAINTAIN SECURITY OF EVACUATED AREA
- ☐ PROCEDURES FOR LIFTING EVACUATION ORDER AND RETURNING EVACUEES TO THEIR HOMES

INFORMATION TO REMEMBER

- ☐ AS POPULATION DENSITY DECREASES, EVACUATION TIME INCREASES DUE TO THE SCATTERED NATURE OF THE POPULATION
- ☐ MOST EVACUEES WILL USE THEIR OWN PERSONAL TRANSPORTATION
- ☐ MOST EVACUEES WILL ASSUME RESPONSIBILITY FOR ACQUIRING THEIR OWN FOOD AND SHELTER

EVACUATION OPERATIONS

The items listed below should not be interpreted as the only possible actions, nor do they limit or prohibit the application of common sense, experience, initiative, and ingenuity.

PURPOSE -- EFFECTIVE AND COORDINATED EVACUATIONS

- ☐ ESTABLISH EVACUATION AREAS WITH COOPERATION OF RESPONSE AGENCIES, TECHNICAL SPECIALISTS, HAZMAT TEAM, ETC.
- ☐ PROVIDE PUBLIC INFORMATION REGARDING THE EVACUATION
- ☐ EVACUATION STRATEGIES WILL DEPEND ON
  - ☐ SITUATION
  - ☐ TIME FACTORS
  - ☐ RESOURCES AVAILABLE
- ☐ WHEN TO INITIATE AN EVACUATION
  - ☐ WHEN AUTHORIZED/ORDERED BY THE INCIDENT COMMAND
- ☐ SEND EVACUEES
  - ☐ TO A DEFINITE PLACE
  - ☐ BY SPECIFIC ROUTE
  - ☐ FAR ENOUGH AWAY SO WILL NOT NEED TO BE MOVED AGAIN IF SITUATION CHANGES (E.G., WIND SHIFT, ETC.)
- ☐ TYPES OF EVACUATIONS
  - ☐ **ADVISORY** -- WARNING TO PERSONS WITHIN THE AREA THAT THERE IS POTENTIAL THREAT TO LIFE AND PROPERTY
  - ☐ **IMMEDIATE THREAT** -- WARNING TO PERSONS WITHIN THE AREA THAT IMMEDIATE THREAT TO LIFE AND PROPERTY EXISTS
- ☐ PEOPLE WHO DECLINE TO EVACUATE
  - ☐ **CANNOT FORCE PEOPLE TO EVACUATE**
  - ☐ TRY TO PERSUADE PEOPLE TO EVACUATE VOLUNTARILY (WITHIN THE TIME CONSTRAINTS OF THE EMERGENCY)
  - ☐ IF PERSON(S) REFUSE TO LEAVE
    - ☐ TRY TO OBTAIN NAME AND ADDRESS
    - ☐ RELAY INFORMATION TO INCIDENT COMMAND
    - ☐ PERSONNEL SHOULD MOVE ON TO CONTINUE EVACUATION NOTIFICATIONS
  - ☐ THOSE WHO WILL NOT EVACUATE SHOULD BE ADVISED TO

- ☐ TAKE PROTECTIVE ACTIONS (BASED ON THE EMERGENCY)
- ☐ LEAVE A PORCH LIGHT ON FOR LATER IDENTIFICATION

☐ NOTIFICATION/WARNING OF EVACUATION

- ☐ EMERGENCY VEHICLE SIRENS AND PA SYSTEMS MAY BE USED
- ☐ DOOR TO DOOR NOTIFICATION MAY BE USED IF TIME PERMITS

☐ AFTER EVACUATION

- ☐ ESTABLISH REENTRY PROCEDURES
  - ☐ UNTIL RESIDENTS/BUSINESS OWNERS CAN SECURE THEIR PROPERTY
    - ☐ CONTROL ACCESS TO AREA
    - ☐ CONTINUE SECURITY
- ☐ RESIDENT/PUBLIC RETURN
  - ☐ RESIDENTS/PUBLIC WILL BE ALLOWED TO RETURN TO THE EVACUATED AREA ONLY UPON THE APPROVAL OF THE INCIDENT COMMAND
  - ☐ RETURN AUTHORIZATION WILL BE BASED ON
    - ☐ SAFETY FOR THE RETURNING PERSONS
    - ☐ PUBLIC'S PRESENCE WILL NOT HAMPER INCIDENT OR CLEAN UP OPERATIONS
    - ☐ THERE IS ADEQUATE SECURITY TO PROTECT ANY DAMAGED AND UNOCCUPIED STRUCTURES

CONTROL / CONTAINMENT

The items listed below should not be interpreted as the only possible actions, nor do they limit or prohibit the application of common sense, experience, initiative, and ingenuity.

CONTROL OR CONTAINMENT ACTIONS ARE TO BE UNDERTAKEN BY PERSONNEL WITH AN APPROPRIATE LEVEL OF TRAINING, PROTECTIVE CLOTHING AND EQUIPMENT, AND TOOLS AND EQUIPMENT AS DICTATED BY THE NATURE AND HAZARDS OF THE MATERIAL(S) INVOLVED.

EUREKA COUNTY RESPONDERS WILL NOT GENERALLY UNDERTAKE CONTAINMENT ACTIONS UNLESS PROPERLY TRAINED AND EQUIPPED.

ACTIONS

- ☐ ACTIONS SHOULD BE ATTEMPTED TO PREVENT OR MINIMIZE THE SPREAD OF SPILLED/RELEASED MATERIAL(S) ONLY AS RESOURCES AND CAPABILITIES ALLOW.
  - ☐ TO PREVENT OR MINIMIZE ENTERING A BODY OF WATER
  - ☐ TO PREVENT OR MINIMIZE THE SPREAD OVER LAND
  - ☐ TO PREVENT OR MINIMIZE ENTERING DRAINAGE/SEWER SYSTEMS
  - ☐ TO PREVENT OR LIMIT BECOMING AIRBORNE
  - ☐ TO PREVENT OR MINIMIZE THE SPREAD THROUGH THE AIR

CONTROL TECHNIQUES

BASED ON SPILL TYPES

- ☐ GAS IN AIR
  - ☐ VENTILATING
  - ☐ DISPERSING
  - ☐ DISSOLVING
  - ☐ BLANKETING
- ☐ LIQUID ON SURFACES
  - ☐ DIKING
  - ☐ DIVERSION
  - ☐ RETENTION
  - ☐ ABSORPTION
  - ☐ ADSORPTION
  - ☐ DILUTION

- ☐ LIQUID IN WATER
  - ☐ DAMMING☐
  - BOOMING☐
  - ABSORPTION☐
  - DIVERSON
- ☐ SOLID ON SURFACE
  - ☐ BLANKETING OR COVERING
- ☐ LEAK CONTROL
  - ☐ REMOTE SHUTOFF
- ☐ FIRE CONTROL
  - ☐ EXTINGUISHMENT
  - ☐ CONTROLLED BURN
  - ☐ EXPOSURE PROTECTION
  - ☐ WITHDRAWAL

CLEAN-UP

The items listed below should not be interpreted as the only possible actions, nor do they limit or prohibit the application of common sense, experience, initiative, and ingenuity.

PURPOSE -- THE APPROPRIATE CLEAN UP AND DISPOSAL OF HAZARDOUS WASTE AND CONTAMINATED MATERIAL

POLICIES

- *Eureka County and its emergency response agencies will not typically undertake cleanup.*
- If the "Responsible Party" can be identified - Incident Command will inform that party to take prompt remedial action, including funding the cost of the containment, removal, disposal, and restoration of the scene to a normal condition.
- In situations where a "Responsible Party" cannot be determined and/or located - cleanup will generally be contracted to a licensed cleanup company and funded in accordance with the provisions set forth in the Financial Section.
- For incidents on State highways - State agencies have the primary responsibility for cleanup and disposal, using State personnel and equipment and/or State disposal contractors.
- For incidents at fixed facilities - the "Responsible Party" will have the primary responsibility for cleanup and disposal, using its own or contract personnel and equipment.
- Clean up must ultimately meet the standards set by law. NDEP and/or U.S. EPA must approve significant and long-term cleanup efforts.

PROCEDURE

- ☐ TAKE FOLLOW-UP ACTIONS LEADING TO APPROPRIATE CLEAN UP
  - ☐ AFTER INCIDENT
    - ☐ HAS BEEN STABILIZED
    - ☐ MITIGATING LIFE, ENVIRONMENTAL OR SERIOUS PROPERTY THREATENING SITUATIONS
  - ☐ DEPENDS ON
    - ☐ SITUATION
    - ☐ PRODUCTS INVOLVED
    - ☐ INPUT FROM REFERENCE SOURCES

- ☐ INDUSTRY, STATE, FEDERAL AND LOCAL AGENCIES AND LAWS
- ☐ OTHER FACTORS INFLUENCING OUTCOME OF INCIDENT

☐ LOCAL EMERGENCY RESPONDERS AND HAZARDOUS MATERIALS RESPONSE TEAM WILL **NOT** NORMALLY BE INVOLVED IN CLEAN UP OR DISPOSAL

- ☐ UNLESS SITUATION EXISTS WHERE HAZARDOUS MATERIALS RESPONSE TEAM IS UNIQUELY QUALIFIED TO ASSIST

☐ TRANSPORT OF HAZARDOUS WASTE

- ☐ HAZARDOUS WASTE OR MATERIAL WILL NOT BE TRANSPORTED BY
  - ☐ LOCAL EMERGENCY RESPONDERS
  - ☐ HAZARDOUS RESPONSE TEAM
  - ☐ LOCAL GOVERNMENT AGENCIES

☐ SMALL INCIDENTS

- ☐ LOCAL RESPONDING AGENCIES MAY CLEAN UP AND RESTORE AREA TO NORMAL SERVICE
- ☐ UNDER DIRECTION OF THE ENVIRONMENTAL CONTROL AGENCY

☐ LARGE INCIDENTS

- ☐ WHERE RESPONSIBLE PARTY CANNOT BE FOUND, REFUSES OR IS UNABLE TO ASSUME CLEAN UP RESPONSIBILITIES IN TIMELY FASHION
  - ☐ SEEK STATE AND FEDERAL RESOURCES
  - ☐ CONTACT NEVADA DIVISION OF EMERGENCY MANAGEMENT

☐ PRIVATE PARTY RESPONSIBLE FOR

- ☐ CLEAN UP AND DECONTAMINATION
- ☐ CALLS FOR PRIVATE DISPOSAL CONTRACTORS

☐ HAZARDOUS MATERIALS RESPONSE TEAM MEMBERS WILL **NOT** INITIATE ANY CALL FOR PRIVATE DISPOSAL CONTRACTORS

GENERAL SAFETY PROCEDURES

The items listed below should not be interpreted as the only possible actions, nor do they limit or prohibit the application of common sense, experience, initiative, and ingenuity.

PURPOSE -- ENSURE PERSONNEL OPERATE IN SAFEST MANNER POSSIBLE

GOAL -- SAFE OUTCOME OF ALL OPERATIONS

AGENCIES AND PERSONNEL ARE TO PERFORM CONSISTENT WITH THEIR TRAINING, PROTECTIVE EQUIPMENT AND THE RESOURCES AVAILABLE

PROCEDURE

- ☐ **AVOID PREMATURE COMMITMENT OF PERSONNEL AND EQUIPMENT TO UNKNOWN, POTENTIALLY HAZARDOUS SITUATIONS / LOCATIONS**
  - ☐ USE CAUTIOUS, METHODICAL AND DELIBERATE SIZE-UP
  - ☐ USE SITE SECURITY TO LIMIT NEEDLESS EXPOSURE OF RESPONSE PERSONNEL AND THE PUBLIC
- ☐ SAFETY AND SAFETY AWARENESS ARE EVERYONE'S RESPONSIBILITY
- ☐ IMMEDIATELY BRING TO AN INDIVIDUAL'S ATTENTION
  - ☐ UNSAFE ACTS
  - ☐ POTENTIALLY DANGEROUS SITUATIONS
  - ☐ IMPROPER PROTECTIVE EQUIPMENT
  - ☐ FAILURE TO FOLLOW ESTABLISHED PROCEDURES
- ☐ TO ENSURE SAFETY OF ALL OPERATING PERSONNEL
  - ☐ POSITION VEHICLES FAR ENOUGH AWAY TO REMAIN OUT OF HARM'S WAY AS INCIDENT DICTATES
  - ☐ FACE VEHICLES IN THE DIRECTION OF EGRESS OR QUICK EXIT
  - ☐ AVOID DRIVING:
    - ☐ PAST INCIDENT AREA
    - ☐ THROUGH VAPOR CLOUD, VISIBLE SPILL, PRODUCT FLOW
  - ☐ SAFEST POSITION IS GENERALLY UPHILL AND UPWIND
  - ☐ DETERMINE MINIMUM PROTECTIVE CLOTHING LEVEL – USE ADVICE OF QUALIFIED HAZMAT TEAM MEMBER

- ☐ SET UP CONTROLLED ACCESS AREAS AS SOON AS POSSIBLE
- ☐ DEVELOP SITE SAFETY PLAN & BRIEF ALL INVOLVED PERSONNEL
- ☐ ALL PERSONNEL ENTERING WORK ZONES
  - ☐ MUST BE ADEQUATELY TRAINED
  - ☐ MUST BE BRIEFED ON THE SAFETY PLAN
- ☐ APPOINT A QUALIFIED SAFETY OFFICER AS SOON AS POSSIBLE
- ☐ NEVER EAT, SMOKE OR DRINK UNTIL YOU DECONTAMINATE AND WASH HANDS, FACE, AND HAIR THOROUGHLY
- ☐ AVOID CONTAMINATION AT ALL TIMES
  - ☐ AVOID WALKING OR STATIONING SELF IN:
    - ☐ VAPOR CLOUD
    - ☐ LIQUID RUNOFF
    - ☐ DUST
    - ☐ SMOKE
    - ☐ OTHER PRODUCTS
  - ☐ AVOID LEANING ON OR KNEELING IN CONTAMINATED OBJECTS/AREAS
  - ☐ AVOID POSITIONING TOO CLOSE TO AFFECTED AREAS
- ☐ MONITOR HAZARDS FOR ACTUAL AND/OR POTENTIAL CHANGES
- ☐ ADJUST SITE BOUNDARIES, PERIMETERS AND CONTROL LINES AS NECESSARY
- ☐ KEEP LOGS OF:
  - ☐ ALL RESPONSE PERSONNEL ENTERING & LEAVING SCENE
  - ☐ ALL CITIZENS EVACUATED FROM THE SITE

PERSONAL SAFETY SUGGESTIONS

The items listed below should not be interpreted as the only possible actions, nor do they limit or prohibit the application of common sense, experience, initiative, and ingenuity.

- ☐ KNOW YOUR LIMITATIONS
- ☐ USE APPROPRIATE PROTECTIVE CLOTHING AND EQUIPMENT
- ☐ USE PROPER PROCEDURES
- ☐ DO NOT ASSUME SPILLED MATERIALS ARE SAFE
- ☐ AVOID VISIBLE SMOKE, VAPORS OR LIQUIDS
- ☐ DO NOT USE WATER ON FIRES UNLESS IT IS SAFE TO DO SO
- ☐ MINIMIZE YOUR TIME IN THE CONTAMINATED AREA
- ☐ OBSERVE YOURSELF AND OTHERS

PERSONAL PROTECTIVE EQUIPMENT

The items listed below should not be interpreted as the only possible actions, nor do they limit or prohibit the application of common sense, experience, initiative, and ingenuity.

PURPOSE -- TO ENSURE ADEQUATE PERSONAL PROTECTIVE EQUIPMENT (PPE) IS WORN BY ALL PERSONNEL

PROCEDURE

- ☐ THE PPE LEVEL WILL BE DETERMINED BY A QUALIFIED MEMBER OF A HAZMAT TEAM AND APPROVED BY THE HAZMAT SAFETY OFFICER
- ☐ AT LEAST THREE SEPARATE REFERENCES SHOULD BE USED TO GUIDE PPE DETERMINATION
- ☐ BASE SELECTION OF PPE ON INCIDENT-SPECIFIC CONDITIONS
  - ☐ UPDATE SELECTION OF PPE AS
    - ☐ CONDITIONS CHANGE
    - ☐ ADDITIONAL INCIDENT INFORMATION IS GENERATED

EUREKA COUNTY RESPONDERS

NOTE: RESPONDERS ARE NOT AUTHORIZED TO USE LEVEL D PPE WITH UNKNOWNS.

- ☐ LEVEL D –
  - ☐ USE WHEN
    - ☐ ATMOSPHERE CONTAINS NO KNOWN HAZARD
    - ☐ WORK FUNCTIONS PRECLUDES SPLASHES, IMMERSION OR POTENTIAL FOR UNEXPECTED INHALATION OF OR CONTACT WITH HAZARDOUS LEVELS OF ANY CHEMICALS

NOTE: TURNOUTS, STRUCTURAL FIREFIGHTING GEAR, ETC. IS EXTREMELY LIMITED IN A HAZARDOUS MATERIALS INCIDENT AND SHOULD ONLY BE WORN AFTER IT IS CLASSIFIED AS "PROPER PROTECTIVE EQUIPMENT" (I.E., LEVEL D)

INJURY - INCIDENT RELATED

The items listed below should not be interpreted as the only possible actions, nor do they limit or prohibit the application of common sense, experience, initiative, and ingenuity.

PURPOSE -- ENSURE PERSONNEL SAFETY AND PROMPT MEDICAL ATTENTION FOR INCIDENT PERSONNEL

PROCEDURE

- ☐ IMMEDIATELY EVALUATE ANY RESPONSE PERSONNEL WHO
  - ☐ SUFFERS AN INCIDENT-RELATED INJURY
  - ☐ DISPLAYS SYMPTOMS
- ☐ DETERMINE NECESSARY COURSE OF TREATMENT
- ☐ STABILIZE PATIENT IF POSSIBLE
- ☐ TRANSPORT PATIENT
  - ☐ TO NEAREST HOSPITAL
  - ☐ WITH COPY OF PATIENT'S PHYSICAL, IF AVAILABLE
  - ☐ AS SOON AS POSSIBLE
- ☐ NOTIFY HOSPITAL
  - ☐ THAT RESPONSE PERSONNEL EN ROUTE
  - ☐ NATURE OF INJURY

RADIOLOGICAL INCIDENT GUIDELINES

The items listed below should not be interpreted as the only possible actions, nor do they limit or prohibit the application of common sense, experience, initiative, and ingenuity.

- ☐ FOLLOW BASIC HAZMAT SAFETY AND RESPONSE PROCEDURES

FIRST RESPONDERS

GUIDELINES FOR FIRST ON SCENE RESPONSE PERSONNEL PRIOR TO THE ARRIVAL OF TRAINED RADIOLOGICAL EMERGENCY RESPONSE PERSONNEL

- ☐ FOLLOW FIRST ON SCENE PROCEDURES (CHECKLIST PAGE 1.2)
- ☐ CONSIDER AND / OR PERFORM THE FOLLOWING <u>AS NEEDED AND IF TRAINED PERSONNEL ARE AVAILABLE</u>
  - ☐ FIRST RESPONSE PERSONNEL SHOULD GIVE ASSISTANCE AS DETERMINED BY THE SCOPE AND MAGNITUDE OF THE INCIDENT
  - ☐ ISOLATE THE SCENE, SECURE THE AREA AND DENY ENTRY
  - ☐ **PRIORITIES**
    - ☐ PROTECTION OF LIFE
    - ☐ TREATMENT OF THE INJURED
    - ☐ LIMIT THE SOURCE AND EXTENT OF CONTAMINATION
  - ☐ FIND OUT IF PEOPLE ARE INJURED OR EXPOSED TO RADIOACTIVITY
  - ☐ DETERMINE IF OTHER CHEMICAL OR BIOLOGICAL HAZARDS EXIST
  - ☐ REPORT FACTS
    - ☐ TO DISPATCH (EUREKA COUNTY SHERIFF'S DISPATCH or NDF DISPATCH as appropriate)
    - ☐ IF POSSIBLE STATE WHERE PATIENTS WILL BE TAKEN
  - ☐ HAVE APPROPRIATE RADIOLOGICAL EMERGENCY RESPONSE AGENCIES NOTIFIED IN ACCORDANCE WITH RADIOLOGICAL NOTIFICATION PROCEDURE
    - ☐ NEVADA STATE HEALTH DIVISION Bureau of Health Protection Services, Radiological Health Section (per Notification guidelines EUREKA COUNTY SHERIFF'S DISPATCH or NDF Dispatch, according to jurisdiction, will make notification)

- ☐ RESCUE AND ADMINISTER EMERGENCY FIRST AID, IF SAFE TO DO SO
  - ☐ WRAP PATIENTS IN BLANKET OR OTHER LIGHT-WEIGHT COVERING TO MINIMIZE SPREAD OF POSSIBLE RADIOACTIVE CONTAMINATION
- ☐ INFORM AMBULANCE AND HOSPITAL PERSONNEL THAT PATIENT(S) MAY BE RADIOACTIVELY CONTAMINATED
- ☐ ESTABLISH APPROPRIATE EXCLUSION ZONES AND PROTECTIVE ACTION DISTANCES
  - ☐ IF ONLY RADIATION SOURCES ARE INVOLVED
    - ☐ EXCLUSION ZONE OF AT LEAST 150 FEET OR MORE AS DETERMINED BY TRAINED PERSONNEL USING APPROPRIATE, CALIBRATED, OPERATIONAL RADIATION INSTRUMENTS TO DETERMINE A RADIATION FIELD OF 2 MILLIROENTGENS PER HOUR (2 MR /hr.)
  - ☐ **FOR INCIDENTS INVOLVING SPENT NUCLEAR FUEL OR NUCLEAR WEAPONS, A RADIUS OF AT LEAST 1000 FEET OR MORE MAY BE APPROPRIATE**
    - ☐ **IF A SHIPMENT HAS BEEN OPENED**
    - ☐ **UNTIL QUALIFIED RADIATION MEASUREMENTS CAN BE MADE**
- ☐ PREVENT HANDLING DEBRIS EXCEPT TO REMOVE THE INJURED WHERE ABSOLUTELY NECESSARY
- ☐ FOLLOW NORMAL PROCEDURES FOR FIRE EMERGENCIES IF NEEDED
- ☐ FIGHT FIRES
  - ☐ FROM UPWIND
  - ☐ ASSUME FIRES INVOLVE TOXIC CHEMICALS AND / OR RADIOACTIVE MATERIALS
  - ☐ AVOID FUMES, SMOKE AND DUST ASSOCIATED WITH THE INCIDENT

- ☐ SECOND RESPONDERS (HAZMAT TEAM AND / OR RADIOLOGICAL RESPONDERS) SHOULD HAVE BETA-GAMMA RADIATION MONITORING EQUIPMENT
  - ☐ LEAVE QUANTITATIVE RADIATION MONITORING TO QUALIFIED PERSONNEL
- ☐ DETAIN AND ISOLATE ANY PERSONNEL WHO MAY HAVE BEEN EXPOSED TO THE RADIATION HAZARD AND ARE NOT SIGNIFICANTLY INJURED (DO NOT REQUIRE MEDICAL TRANSPORT)
  - ☐ OBTAIN INCIDENT INFORMATION
  - ☐ PERFORM RADIOLOGICAL SURVEY FOR CONTAMINATION BEFORE RELEASING
- ☐ OBTAIN NAMES AND ADDRESSES OF ALL INDIVIDUALS PRESENT IN THE IMMEDIATE AREA AFFECTED
- ☐ OBTAIN NAMES AND ADDRESSES OF PERSONNEL INVOLVED IN THE INCIDENT AND OTHER RESPONSE PERSONNEL
- ☐ INFORM INCOMING RESOURCES OF KNOWN OR SUSPECTED PRESENCE OF RADIOACTIVE MATERIAL
  - ☐ FIRE PERSONNEL
  - ☐ HAZMAT TEAM
  - ☐ AMBULANCE(S)
  - ☐ LAW ENFORCEMENT
  - ☐ OTHERS
- ☐ DO NOT MAKE ESTIMATES OF RADIATION EXPOSURE DOSES UNLESS TRAINED TO DO SO
- ☐ IF IT IS KNOWN OR BELIEVED THAT A RADIOACTIVE MATERIAL CONTAINER HAS BEEN DAMAGED
  - ☐ ASSUME SOME RADIOACTIVE MATERIAL HAS BEEN RELEASED
  - ☐ ASSUME PERSONNEL AND PROPERTY MAY BE CONTAMINATED
- ☐ CONTROL TRAFFIC
  - ☐ DETOUR TRAFFIC WELL AROUND THE INCIDENT SITE

- ☐ MINIMIZE MOVEMENT OF VEHICLES INVOLVED IN THE INCIDENT WHEN CLEARING THE RIGHT-OF-WAY
- ☐ PREVENT VEHICLES FROM PASSING THROUGH THE INCIDENT AREA UNTIL RELEASED BY RADIOLOGICAL PERSONNEL

☐ CONDUCT RADIATION CONTAMINATION SURVEYS ONLY IF QUALIFIED TO MAKE RADIOLOGICAL EVALUATION OF THE INCIDENT SITE

- ☐ BE PREPARED TO ADVISE RADIOLOGICAL RESPONSE PERSONNEL OF ANY SUSPECTED CONTAMINATION

☐ IF RADIOACTIVE CONTAMINATION IS CONFIRMED

- ☐ IMPLEMENT DECONTAMINATION PROCEDURES OF PERSONNEL, EQUIPMENT AND OTHER RESOURCES

☐ IF RADIOACTIVE CONTAMINATION OF PATIENTS IS SUSPECTED OR NOT KNOWN

- ☐ ADVISE MEDICAL, AMBULANCE AND HOSPITAL PERSONNEL THAT PATIENTS SHOULD BE TREATED AS IF CONTAMINATED
- ☐ UNTIL AN ACTUAL ASSESSMENT OF RADIOLOGICAL OR NON-RADIOLOGICAL CONTAMINATION CAN BE MADE
- ☐ TREAT PATIENTS AS IF OTHER HAZMAT AGENTS ARE INVOLVED UNTIL A COMPLETE ASSESSMENT CAN BE MADE

MEDICAL / RESCUE PERSONNEL

☐ PATIENT CARE

☐ GIVE LIFESAVING EMERGENCY ASSISTANCE IF NEEDED

☐ OBTAIN PERTINENT INFORMATION

- ☐ PRELIMINARY RADIATION MEASUREMENTS

☐ DETERMINE IF PHYSICAL INJURIES AND / OR OPEN WOUNDS ARE INVOLVED

☐ TREAT INJURIES

- ☐ COVER WOUND WITH CLEAN DRESSING
- ☐ USE ELASTIC BANDAGE OR OTHER NONADHESIVE BANDAGE
- ☐ DO NOT USE ADHESIVE ON WOUNDS

- ☐ COVER STRETCHER AND PILLOW WITH OPEN BLANKET
- ☐ WRAP PATIENT IN BLANKET TO LIMIT SPREAD OF CONTAMINATION IF DETERMINED OR UNKNOWN
- ☐ NOTIFY HOSPITAL
  - ☐ PATIENT CONDITION
  - ☐ STATUS OF RADIOACTIVE CONTAMINATION IF DETERMINED OR UNKNOWN

☐ AMBULANCE / RESCUE PERSONNEL DECONTAMINATION

- ☐ PERFORM RADIATION SURVEY OF:
  - ☐ CLOTHING
  - ☐ AMBULANCE
  - ☐ EQUIPMENT USED
- ☐ IF CONTAMINATED
  - ☐ CLOTHING - DISCARD IN CONTAINER AT HOSPITAL MARKED "RADIOACTIVE - - DO NOT DISCARD"
  - ☐ PERSONNEL -
    - ☐ CLEANSE SELF BY WASHING AND / OR SHOWERING AS APPROPRIATE
    - ☐ PERSONNEL MUST BE SURVEYED BY RADIATION SURVEY METER
    - ☐ RADIATION SURVEY RESULTS MUST BE RECORDED
    - ☐ ASSISTANCE BY HOSPITAL NUCLEAR MEDICINE, MEDICAL PHYSICIST OR HEALTH PHYSICIST PERSONNEL IS SUGGESTED
    - ☐ CLEANSING MUST CONTINUE UNTIL RESPONSIBLE HEALTH PHYSICS PERSONNEL OR OTHER STAFF GIVE OK

HAZMAT TEAM (SECOND RESPONDERS)

☐ RADIATION MEASUREMENT

- ☐ MAKE QUANTITATIVE RADIATION MEASUREMENTS
  - ☐ TO DETERMINE / VERIFY APPROXIMATE CONTROL ZONES
- ☐ VERIFY CONTROL ZONES ESTABLISHED BY FIRST RESPONDERS

- ☐ INITIATE OTHER ACTIONS AS NEEDED
- ☐ IF RADIATION MONITORING EQUIPMENT AND TRAINED PERSONNEL ARE AVAILABLE, GATHER INFORMATION ON
  - ☐ INTENSITY OF THE RADIATION FIELD
  - ☐ THE RELEASE OF RADIOACTIVE MATERIAL FROM ITS CONTAINER
  - ☐ THE LOSS OF CONTAINER SHIELDING

☐ VERIFY CONTAMINANT AND PREVENT FURTHER SPREAD OF CONTAMINATION

- ☐ GATHER INFORMATION FROM FIRST RESPONSE PERSONNEL
- ☐ VERIFY AND QUANTIFY CONTAMINATION
- ☐ PROVIDE INFORMATION TO INCIDENT COMMANDER AND HEALTH PHYSICS PERSONNEL
- ☐ ENSURE APPROPRIATE NOTIFICATIONS
- ☐ SECURE ADDITIONAL HEALTH PHYSICS ASSISTANCE IF NEEDED
- ☐ SECURE RECOVERY ASSISTANCE IF NEEDED

☐ **NOTE:** BETA-GAMMA RADIATION SURVEY INSTRUMENTS WILL NOT REGISTER ALPHA OR NEUTRON RADIATION. IF THERE IS ANY EVIDENCE THAT THE RADIOACTIVE MATERIAL IS AN ALPHA OR NEUTRON EMITTER (E.G., PACKAGE LABEL, SHIPPING DOCUMENTS, ETC.) TAKE PRECAUTIONS FOR RADIOACTIVE CONTAMINATION PENDING ARRIVAL OF AN EXPERT RADIOLOGICAL ASSISTANCE TEAM.

GENERAL CONSIDERATIONS

- ☐ SEGREGATE EQUIPMENT AND CLOTHING USED AT THE SCENE
  - ☐ BEFORE DEPARTURE FROM SCENE
  - ☐ UNTIL MONITORED FOR RADIOACTIVE CONTAMINATION
- ☐ DO NOT EAT, DRINK OR SMOKE IN THE INCIDENT AREA
- ☐ DO NOT CONSUME FOOD OR WATER THAT MAY HAVE BEEN IN CONTACT WITH MATERIAL IN THE INCIDENT AREA
- ☐ IN` GENERAL, RADIOLOGICAL CONTAMINATION FOUND DURING MOST INCIDENTS DOES NOT PRESENT AN IMMEDIATE LIFE-THREATENING CONDITION. PERSONAL EFFECTS, CLOTHING, ETC. CAN GENERALLY BE RECOVERED OR REPLACED IF THEY ARE SUBJECTED TO RADIOACTIVE CONTAMINATION.

PLANNING

INCIDENT ASSESSMENT

The items listed below should not be interpreted as the only possible actions, nor do they limit or prohibit the application of common sense, experience, initiative, and ingenuity.

INCIDENT ASSESSMENT IS AN ONGOING ESSENTIAL FUNCTION

GATHER INFORMATION

- ☐ GATHER, EVALUATE AND REPORT
  - ☐ PRESENCE OR RELEASE OF HAZARDOUS SUBSTANCES
  - ☐ GENERAL SITUATION
- ☐ **LIMIT ON-SITE INFORMATION GATHERING TO THAT WHICH CAN BE OBTAINED WITHIN THE LIMITS OF EACH RESPONDER'S LEVEL OF TRAINING AND PROTECTIVE EQUIPMENT**

ASSESS

- ☐ EVALUATE INFORMATION
- ☐ HAVE ASSESSMENT FOR POTENTIALLY CONTAMINATED ENVIRONMENTS
  - ☐ BEFORE ENTERING AREAS
  - ☐ UNDERTAKING ACTIONS

DETERMINE

- ☐ INCIDENT HAZARDS
- ☐ POTENTIAL RISKS
- ☐ TOTAL SITUATION

ONGOING

- ☐ CONTINUE INFORMATION GATHERING
- ☐ CONDUCT EVALUATION OF THE INCIDENT
- ☐ ESTABLISH AND REVISE AS NECESSARY LIMITS TO SAFE AREAS
- ☐ ESTIMATE THE POSSIBLE EXTENT OF CONTAMINATION
- ☐ KEEP THE INCIDENT COMMAND INFORMED OF ALL DATA
- ☐ MONITORING - UNTIL THE HAZARD IS REDUCED TO A SAFE LEVEL

INCIDENT ACTION PLANNING

The items listed below should not be interpreted as the only possible actions, nor do they limit or prohibit the application of common sense, experience, initiative, and ingenuity.

- ☐ EVERY INCIDENT NEEDS AN ACTION PLAN
  - ☐ SMALL, SHORT DURATION INCIDENTS
    - ☐ NO WRITTEN PLAN NEEDED
  - ☐ LARGE, EXTENDED, OR COMPLEX INCIDENTS
    - ☐ PLAN SHOULD BE WRITTEN.

- ☐ INFORMATION IS NEEDED TO:
  - ☐ UNDERSTAND THE CURRENT SITUATION
  - ☐ PREDICT A PROBABLE COURSE OF INCIDENT EVENTS
  - ☐ PREPARE ALTERNATE STRATEGIES AND CONTROL OPERATIONS FOR THE INCIDENT

INCIDENT PLANNING CONSIDERATIONS

The items listed below should not be interpreted as the only possible actions, nor do they limit or prohibit the application of common sense, experience, initiative, and ingenuity.

- ☐ GEOGRAPHY
  - ☐ Maps
  - ☐ Environmentally sensitive areas
  - ☐ Major chemical use and storage areas
  - ☐ Population
  - ☐ Response resources
- ☐ LAND USE
- ☐ WATER SUPPLIES
  - ☐ Public water services
    - ☐ Eureka Water system
    - ☐ Crescent Valley water system
    - ☐ Well in Diamond Valley
    - ☐ Crescent Valley water system
  - ☐ Domestic wells
  - ☐ Agricultural wells
- ☐ ROADS AND TRANSPORTATION NETWORKS
- ☐ LOCATION OF SPECIAL POPULATIONS
  - ☐ Schools
  - ☐ Hospitals
  - ☐ Senior citizen centers
  - ☐ Large occupancy buildings/areas
  - ☐ Handicapped
  - ☐ Non-English speaking
- ☐ NEIGHBORING POPULATIONS
- ☐ CLIMATE/WEATHER
- ☐ TIME VARIABLES (e.g., peak traffic, occupancy periods, etc.)
- ☐ SITE CHARACTERISTICS
- ☐ ON-SITE DETAILS
- ☐ SURROUNDING TERRAIN
  - ☐ Consider runoff of contaminated water

AFFECTED POPULATION DETERMINATIONS

The items listed below should not be interpreted as the only possible actions, nor do they limit or prohibit the application of common sense, experience, initiative, and ingenuity.

- ☐ INCIDENT ACTION PLAN AND INCIDENT OPERATIONS MUST CONSIDER:
  - ☐ AFFECTS ON POPULATIONS WITHIN THE INCIDENT SCENE
  - ☐ AFFECTS ON SURROUNDING POPULATIONS
- ☐ TO DETERMINE AFFECTED POPULATION, USE THE FOLLOWING:
  - ☐ FIXED FACILITIES:
    - ☐ FACILITY CONTINGENCY PLAN INFORMATION, IF AVAILABLE
    - ☐ USE THE PROCEDURES LISTED BELOW
  - ☐ TRANSPORTATION INCIDENTS AND OTHER FACILITIES (WITHOUT CONTINGENCY PLANS):
    - ☐ IDENTIFY MATERIALS AND CHARACTERISTICS <u>WITHOUT ENDANGERING RESPONDERS</u>
      - ☐ REFER TO AVAILABLE INFORMATION SOURCES:
        - ☐ DOT NORTH AMERICAN EMERGENCY RESPONSE GUIDEBOOK
        - ☐ CHEMTREC 24 HOURS A DAY AT (800)424-9300
        - ☐ MATERIAL SAFETY DATA SHEETS
    - ☐ IDENTIFY QUANTITY AND RATE OF RELEASE:
      - ☐ PHYSICAL STATE (SOLID, LIQUID OR GAS)
      - ☐ QUANTITY RELEASED
      - ☐ PRESSURE MATERIAL IS STORED UNDER
    - ☐ DETERMINE ENVIRONMENTAL CONDITIONS SUCH AS:
      - ☐ WEATHER
      - ☐ WIND DIRECTION AND SPEED
      - ☐ DRAINAGE PATTERN
      - ☐ ETC.
    - ☐ DETERMINE NEARBY POPULATION
    - ☐ DETERMINE LOCATIONS OF ANY SPECIAL OR ADDITIONAL RISK FACILITIES NEARBY

LOGISTICS

RADIO COMMUNICATIONS

The items listed below should not be interpreted as the only possible actions, nor do they limit or prohibit the application of common sense, experience, initiative, and ingenuity.

PURPOSE -- TO ENSURE COMMUNICATION IS MAINTAINED THROUGHOUT A HAZARDOUS MATERIALS INCIDENT

PROCEDURE

- ☐ COMMUNICATION IS KEY TO MAINTAINING CONTROL DURING RESPONSE OPERATIONS
- ☐ ELIMINATE UNNECESSARY RADIO COMMUNICATION
- ☐ RADIO FREQUENCIES
  - ☐ EUREKA COUNTY SHERIFF'S DISPATCH TO DETERMINE COMMAND AND TACTICAL FREQUENCIES
  - ☐ FREQUENCY ASSIGNMENTS TO BE RELAYED TO ALL RESPONDERS
    - ☐ USE THE INITIAL RESPONSE COMMUNICATIONS PLAN AS A GUIDE FOR MINOR INCIDENTS AND INITIAL RESPONSE
    - ☐ WHERE APPROPRIATE PREPARE WRITTEN COMMUNICATIONS PLAN
  - ☐ CHANNEL DEDICATIONS
    - ☐ COMMAND
      - ☐ ONE CHANNEL SOLELY FOR USE OF INCIDENT COMMANDER, COMMAND STAFF, SECTION CHIEFS AND TEAM OR UNIT LEADERS
    - ☐ OPERATIONS
      - ☐ ONE CHANNEL SOLELY FOR USE OF THOSE RESPONDERS ENGAGED IN INCIDENT OPERATIONS
    - ☐ CONSIDER OTHER CHANNEL ASSIGNMENTS
      - ☐ FIRE/RESCUE
      - ☐ LAW ENFORCEMENT

- ☐ MEDICAL
- ☐ OTHER OPERATIONS
- ☐ ENTRY TEAMS (ONLY FOR HAZMAT RESPONSE TEAMS)

- ☐ DEVELOP BACK-UP COMMUNICATION PROCEDURES
  - ☐ IN CASE PRIMARY COMMUNICATION FAIL
  - ☐ EXAMPLE BACK-UPS
    - ☐ HORN BLAST
    - ☐ BELL
    - ☐ HAND SIGNALS
    - ☐ ETC.

- ☐ ON-SITE TO OFF-SITE COMMUNICATIONS
  - ☐ TELEPHONE IS PREFERRED MEANS

- ☐ RADIO EQUIPMENT
  - ☐ RESPONDING AGENCIES WITHOUT EUREKA COUNTY AND/OR MUTUAL AID RADIO FREQUENCIES
    - ☐ REPORT TO INCIDENT COMMAND POST FOR EQUIPMENT OR COORDINATION OF FREQUENCIES

INITIAL RESPONSE COMMUNICATIONS PLAN

PURPOSE -- TO PROVIDE STANDARD RADIO FREQUENCY ASSIGNMENTS AND OTHER COMMUNICATION LINKS FOR HAZARDOUS MATERIALS INCIDENT INITIAL RESPONSE PERIODS (I.E. PRIOR TO DEVELOPMENT OF AN INCIDENT COMMUNICATIONS PLAN).

PROCEDURE

- ☐ THIS COMMUNICATIONS PLAN IS IN EFFECT UNTIL OR UNLESS A SPECIFIC INCIDENT COMMUNICATIONS PLAN IS DEVELOPED
- ☐ USE THE FREQUENCIES AS SPECIFIED BELOW

BASIC RADIO FREQUENCY USE

FUNCTION	CHANNEL DESCRIPTION	FREQUENCIES RX	TX	TX-PL	ASSIGNMENT	REMARKS
COMMAND	EUREKA CO. SO – MARY'S RPTR	155.070	155.790	114.8	ECSO & FD DISPATCH & COMMAND	
	EUREKA CO. SO – PROSPECT PEAK RPTR	155.070	155.790	100.0	ECSO & FD DISPATCH & COMMAND	
	EUREKA CO. SO – TENABO RPTR	155.070	155.790	131.8	ECSO & FD DISPATCH & COMMAND	
	NDF – PROSPECT PEAK RPTR	158.895	159.450	107.2	NDF DISPATCH	
	NDF – MT. TENABO RPTR	158.895	159.450	136.5	NDF DISPATCH	
OPERATIONS	EUREKA CO. FD – TAC 1	154.625	154.625	CSQ	FIRE	ECFD JURISDICTION
	EUREKA CO. FD – TAC 2	154.130	154.130	CSQ	FIRE	ECFD JURISDICTION
	NDF - RED 1	159.345	159.345	0.0	FIRE -	NDF JURISDICTION
	NDF - RED 2	158.865	158.865	0.0	FIRE -	NDF JURISDICTION
	EUREKA CO. SO – LOCAL	155.070	155.070	0.0	LAW ENFORCEMENT.	PRIMARY ECSO OPS. FREQ.

BASIC TELECOMMUNICATIONS USE

- ☐ USE CELLULAR TELEPHONES **EXCEPT** FOR SENSITIVE INFORMATION
- ☐ USE HARD WIRED LAND LINE TELEPHONE FOR SENSITIVE INFORMATION, IF POSSIBLE

RESOURCE MANAGEMENT

The items listed below should not be interpreted as the only possible actions, nor do they limit or prohibit the application of common sense, experience, initiative, and ingenuity.

PURPOSE -- TO ENSURE COORDINATED AND EFFECTIVE RESOURCE ALLOCATION AND ACQUISITION THROUGHOUT A HAZARDOUS MATERIALS INCIDENT

PROCEDURE

- ☐ WHEN THERE IS ONLY AN INCIDENT COMMAND
  - ☐ FOLLOW STANDARD INCIDENT COMMAND SYSTEM PROCEDURES
  - ☐ REQUESTS FOR LOCAL RESOURCES TO BE MADE THROUGH EUREKA COUNTY SHERIFF'S DISPATCH
  - ☐ REQUESTS FOR STANDARD MUTUAL AID RESOURCES TO BE MADE THROUGH EUREKA COUNTY SHERIFF'S DISPATCH
  - ☐ REQUESTS FOR EXTRAORDINARY, STATE AND FEDERAL RESOURCES TO BE MADE TO THE NEVADA DIVISION OF EMERGENCY MANAGEMENT THROUGH THE EUREKA COUNTY EMERGENCY MANAGEMENT DIRECTOR AND/OR EUREKA COUNTY SHERIFF'S DISPATCH
- ☐ WHEN THE COUNTY EMERGENCY OPERATIONS CENTER IS ACTIVATED
  - ☐ REQUESTS FOR LOCAL, STATE AND FEDERAL RESOURCES ARE TO BE MADE THROUGH THE EMERGENCY OPERATIONS CENTER

RESOURCE REFERENCE

- ☐ EUREKA COUNTY **EMERGENCY RESOURCES LIST (SEE TAB 12)**

FINANCE

FINANCIAL CONSIDERATIONS

DOCUMENTATION OF COSTS

- ☐ Costs will be documented in accordance with
  - ☐ The County's procedures for financial accounting during emergencies
  - ☐ Standard Incident Command Financial Section procedures

- ☐ Agencies and organizations involved in hazardous materials incidents are responsible for maintaining their own records of expenditures incurred for the support of subsequent claims
  - ☐ The recommended procedure is for all involved agencies and organizations to submit their claims and supporting information to the Eureka County Office of Emergency Management
    - ☐ for consolidation
    - ☐ for subsequent submittal to the appropriate entity

POSSIBLE FUNDING RESOURCES

RESPONSIBILITIES

- ☐ The person/entity causing the incident/damage is considered financially responsible.
- ☐ Responsibility for a spill/release may rest with any of several entities or a combination thereof, including shipper, carrier, driver, manufacturer/waste generator or facility owner.

FUNDING RESOURCES

- ☐ For incidents where a "Responsible Party" is known
  - ☐ The "Responsible Party" should bear all of the financial costs associated with a specific incident.
- ☐ For incidents occurring on a State highway
  - ☐ State is responsible for the costs if a "Responsible Party" cannot be found.
- ☐ For all other incidents without a "Responsible Party" possible funding resources are listed below
  - ☐ With few exceptions, funding sources require prior approval for funds use
  - ☐ **State Hazardous Material Contingency Fund**

    CHECKLIST - See Checklist that follows

    - ☐ Administered by the Nevada Department of Motor Vehicles and Public Safety
    - ☐ Contact the Nevada Division of Emergency Management
    - ☐ Maximum single award $35,000
    - ☐ Types of releases covered - hazardous materials
    - ☐ Limitations - Responsible party must be unknown or unable to perform adequately, and County does not have the funds, resources, or expertise
    - ☐ Requires approval by Nevada Division of Emergency Management and Nevada Division of Environmental Protection.
    - ☐ A purchase order, for a specific amount, must be issued - no expenditure above this amount without prior approval.
    - ☐ Cost recovery - County required to pursue.
    - ☐ Funding source - State Hazardous Material Transportation Permit Fees (NRS 459.710)

- ☐ **Federal Superfund** (Hazardous Substance Response Trust Fund Comprehensive Environmental Response Compensation and Liability Act of 1980 (CERCLA))
  - ☐ Administered by the U.S. Environmental Protection Agency Federal On Scene Coordinator
  - ☐ Contact the Nevada Office of Emergency Management (or the National Response Center)
  - ☐ Maximum single award is $50,000. Amounts in excess of $50,000 require EPA approval
  - ☐ Types of releases covered - hazardous materials
  - ☐ Limitations - Responsible party must be unknown, unwilling, or unable to perform adequately. Funds available only for federally managed responses
  - ☐ Cost recovery - A federal mechanism exists to recover costs from responsible parties
  - ☐ Funding source - CERCLA
- ☐ **Local Government Reimbursement Program**
  - ☐ Administered by the U.S. Environmental Protection Agency.
  - ☐ Contact RCRA/Superfund Hotline for application package.
  - ☐ Maximum single award is $25,000 per incident.
  - ☐ Types of releases covered - hazardous materials.
  - ☐ Limitations - Only local government can apply; requests cannot supplant local funds; reimbursement for costs associated with a specific response only; application must be made within six months of completion of response; not all qualified requests are funded
  - ☐ Cost recovery - N/A.
  - ☐ Funding source - Superfund Amendments and Reauthorization Act of 1986 (SARA)
- ☐ **Oil Pollution Prevention, Response, Liability, and Compensation Act of 1990 Oil Spill Liability Trust Fund**
  - ☐ Administered by the U.S. Coast Guard/federal On Scene Coordinator
  - ☐ Contact the Nevada Office of Emergency Management (or National Response Center) for the On-Scene Coordinator

- Maximum single award - up to $100,000,000.
- Types of releases covered - Primarily oil spills.
- Limitations - Responsible party must be unknown, unwilling, or unable to perform adequately, and State resources are exhausted. Available for oil releases.
- Cost recovery - A federal mechanism exists to recover costs from responsible parties.
- Funding source - Oil Pollution Prevention, Response, Liability, and Compensation Act

- **Local (County) funds**
  - For minor incidents which neither the state nor the federal government will provide funding
  - Any Eureka County management level employee can expend funds
    - within normal budgetary limitations
    - once emergency is declared
      - emergency expenditures allowed
  - It may be possible to access limited local funds through the Eureka County Board of Commissioners.

STATE HAZARDOUS MATERIALS CONTINGENCY FUND PROCEDURES

Use this checklist to determine if the incident falls or could fall within the State's established criteria (the more items checked the more likely to meet the criteria).

- ☐ There is a severe immediate threat to life, property, or the environment.
- ☐ There is a severe disruption of normal activities.
- ☐ The County (or other local authority) requests assistance.
- ☐ The emergency disposal costs and technical requirements exceed local liabilities.
- ☐ Local authorities or the State cannot handle the incident by normal means.
- ☐ No other local options exist.
- ☐ The responsible party cannot be contacted and/or respond immediately.
- ☐ The responsible party is unknown, and the County (or other local authority) agrees to conduct an investigation to find the responsible party, and pursue, by legal means through the Superfund or other means, reimbursement by the responsible party.

COSTS

Estimated cost of cleanup/disposal is: $_____.

- ☐ The County cannot share in the cleanup/disposal cost.
- ☐ The County can share in the cost of cleanup/disposal in the amount of $_____.
- ☐ Other local authorities cannot share in the cleanup/disposal cost.
- ☐ Other local authorities can share in the cleanup/disposal cost in the amount of $ _____.

RESPONSE COMPANY (if known):

Name: _____

Address: _____

Contact Person:_____Phone Number: _____

PRIOR TO CLEANUP MUST GET:

Estimate cost of services $_____
Itemized list of services
Estimated time of arrival on scene: _____
Estimated time to complete services: _____
Approved cleanup plan

AFTER CLEANUP MUST GET:

Written report of actions
Itemized list of costs and expenditures
Waste disposal documentation

CONTACT: NEVADA DIVISION OF EMERGENCY MANAGEMENT

OTHER: State purchase order to be released to local Emergency Coordinator and response company. NO expenditures above purchase order unless prior approval has been obtained from the Chief of the Nevada Division of Emergency Management.

THIS PAGE INTENTIONALLY LEFT BLANK

TAB 4 - ADMINISTRATIVE DOCUMENTS

LETTER OF PROMULGATION

EUREKA COUNTY
LOCAL EMERGENCY PLANNING COMMITTEE
P.O. Box 714
Eureka, Nevada 89316

January 6, 2025

To the Citizens of Eureka County:

Hazardous materials are a common and important part of our modern lives. When properly controlled, these materials are useful elements in business, industry, agriculture, mining, and at home. Uncontrolled or accidentally spilled, they may present a hazard to health and safety, the environment, and property.

Cooperative and continuing efforts are being made to successfully meet the challenges posed by the risks of the uncontrolled and accidental release of hazardous materials. These efforts include: 1) locating, identifying, and quantifying hazardous materials used and transported in Eureka County, and 2) preparing to respond to hazardous materials emergencies.

This Plan is one important part of the overall efforts intended to address hazardous materials. The Plan is the foundation for implementing the Emergency Planning and Community Right-to-Know aspects of Title III of the Superfund Amendments and Reauthorization Act of 1986, as amended.

Hazardous materials planning, response and recovery cannot be handled successfully by any one agency, organization, or group. Instead, these efforts must be accomplished through the cooperative efforts of local, state, and federal authorities working in cooperation with private industry.

The results of the Eureka County Local Emergency Planning Committee's ongoing planning efforts are set forth in this Hazardous Materials Response Plan, a part of the Eureka County Emergency Operations Plan.

_____, Chair	_____, Chair
Eureka County	Eureka County
Local Emergency Planning Committee	Board of Commissioners

DISCLAIMER

Emergency response and management are dynamic processes that require written plans and guidance. They also require the use of experience, judgment, and creativity. Eureka County, the Eureka County Local Emergency Planning Committee and other participant agencies and organizations have established plans and procedures to provide the basis for successful response to hazardous materials emergencies.

However, emergencies are, by definition, extraordinary events that entail unpredictable and unique circumstances. These plans and procedures cannot be used without competent review and training by emergency responders and facilities. Users of this Plan and information assume all liability arising from such use.

During emergencies conditions may develop where standard practices and methods are not sufficient. Nothing in this Plan should be interpreted as limiting or prohibiting the application of common sense, experience, initiative, and ingenuity in overcoming the complexities that exist during emergencies. Responders should use all available resources to determine the appropriate strategies and tactics needed for specific incidents. However, responders should not undertake actions or operate above their level of training and/or equipment.

Eureka County, the Eureka County Local Emergency Planning Committee and those charged with carrying out emergency response to hazardous materials incidents must ensure that this Plan is properly reviewed, accurate and correct for Eureka County. Training, exercising and revision, as needed, are required to make sure the information is accurate.

ACKNOWLEDGMENTS

This Plan is an ongoing effort of the Eureka County Local Emergency Planning Committee. The County's hazardous materials emergency planning program involves this and other information and procedures

Preparation of this document, and its continued improvement, requires participation and support from many individuals, agencies, organizations, and businesses. Emergency response agencies, County departments, other agencies, employees, and volunteers deserve recognition for their efforts to continue to improve and develop the Plan. The help of all participants is greatly appreciated.

Copies of this Hazardous Materials Response Plan are available from the
Eureka County Local Emergency Planning Committee
Post Office Box 714, Eureka, Nevada 89316
Phone 775-237-5372.

This Hazardous Materials Response Plan was prepared under contract by Robert G. Loveberg Planning Consulting Services, P.O. Box 2924, Minden, Nevada 89423; telephone 775-782-4949

Volume 1 and 2 of this Plan was combined by All Clear Fire Training & Consulting July 2010
This plan was update by Stephanie A. Hicks, Planning & Grant Consulting Services, in April 2019.
This plan was updated by Joyce Jeppesen in January 2022.
This plan was updated by Angeliek Ard/Joyce Jeppesen in January 2023.
This plan was updated by Julia A. Hayward in December 2023.
This plan was updated by Jeb Rowley in January 2025.

RECORD OF CHANGES

This Annex will be updated periodically. Record changes in the table below.

When posting changes:
Replace the old page(s) with the new page(s).
Enter the change information in the table and sign the entry.

PAGE(S) AFFECTED	DATE OF CHANGE	DATE ENTERED	CHANGE MADE BY (SIGNATURE)
Table of Contents; Letter of Promulgation; Acknowledgements; Record of Changes; Record of Review; contact lists, X sched	January 2025	01/06/2025	Jeb Rowley
Table of Contents; Letter of Promulgation; TAB 11-Facilities, TAB 12-Emergency Resource List	December 2023	12/21/2023	Julia A. Hayward
Table of Contents; Public Notification and Warning; Letter of Promulgation; Acknowledgments; Record of Changes; TAB 11-Facilities; TAB 12 – Emergency Resource List	January 2023	01/10/2023	Angeliek Ard Joyce Jeppesen
Update to Table of Contents, TAB Identification, Letter of Promulgation, Record of Review, TAB 11- Facilities	January 2022	01/20/2022	Joyce Jeppesen

Update to Table of Contents; Update Letter of Promulgation; Record of Review; Update to TAB 12 – Emergency Resource List	January 2021	1/20/2021	Joyce Jeppesen
Update to Table of Contents; Update Letter of Promulgation; Update Transportation Routes page 126; Update population page 127; Update Transportation Routes page 128; Update ICS 201 Forms	May 2019	5/19/19	Stephanie Hicks
Plan	Jan 2014	1/6/14	Eureka LEPC

RECORD OF REVIEW

This Annex should be reviewed at least annually and must be updated periodically. Record reviewer information in the table below.

Directions for reviewing and proposing revisions:
Make proposed corrections/additions/changes in pen and ink on the applicable pages.
Include any information/instructions on the amendments that are necessary.
Enter reviewer information in the table, sign the entry and make a copy of this page.
Forward the proposed changes and copy of this page to the Eureka County Local Emergency Planning Committee.

REVIEW DATE	REVIEWER	SIGNATURE
January 6, 2025	LEPC CHAIR – JEB ROWLEY	Jeb Rowley

PLAN REVIEW CRITERIA INDEX

This Index shows where to look for information related to the nine basic Hazardous Materials Emergency Plan Review Criteria. The criteria are set forth in Title III of the Superfund Amendments and Reauthorization Act of 1986, Section 303 (c), and the National Response Team's "Criteria for Review of Hazardous Materials Emergency Plans," NRT 1-A. The Nevada State Emergency Response Commission uses the basic criteria to review local hazardous materials response plans.

GENERAL CRITERIA	*INFORMATION LOCATION*
1. Identification of facilities subject to requirements	TAB 11
2. Response procedures	TAB 2
3. Designation of community and facility emergency coordinators	TAB 7
4. Notification procedures	TAB 2
5. Methods for determining release and possible affected areas	TAB 3
6. Identification of emergency equipment	TAB 12
7. Evacuation plans	TAB 3
8. Training programs	TAB 8
9. Drills and exercises - types and schedule	TAB 8; TAB 13

INTRODUCTION

Hazardous materials incidents can occur in Eureka County. These incidents can range from small fuel spills to large releases of dangerous chemicals. The County and its Local Emergency Planning Committee recognize the need to protect the public in the event of such incidents. The Eureka County Local Emergency Planning Committee has developed this Hazardous Materials Response Plan to help guide actions before, during and after incidents of this kind.

PURPOSE

This Plan is intended **to help increase preparedness, and promote effective response and recovery actions** *so that personal injury and damage to the environment and property can be minimized* in hazardous materials incidents.

PLAN DESCRIPTION

This Hazardous Materials Response Plan is a **general guide** to roles, responsibilities, and actions for hazardous materials incidents. It is intended to provide the basic **framework for management, coordination, and activities**.

This Plan is the basis for the County's continuing efforts to improve its capabilities regarding hazardous materials incidents. Daily it is the general guide for efforts to help prepare for and reduce the effects of hazardous materials emergencies. The Plan provides a foundation for understanding and working within the local emergency organization. During incidents it is a general guide to basic response activities. After an emergency the Plan can be of assistance in recovery efforts.

SCOPE

This Plan applies to hazardous materials incidents that may occur in Eureka County. The Plan addresses **acute releases and threatened releases of hazardous materials**. More specifically, the Plan concerns *those releases that require an immediate response to protect life, property, and/or the environment.* It also applies to the government agencies and private entities that would be required to respond to such events.

This plan is intended to cover any hazardous material incident associated with any mode of transportation, industrial processing and/or storage sites, waste disposal procedures, and illegal usage and disposal. The materials may include, but are not limited to, explosives, flammables, combustibles, compressed gases, cryogenics, poisons and toxins, reactive and oxidizing agents, radioactive materials, corrosives, carcinogenic, or etiological agents, or any combination thereof.

The Plan does not, nor is it intended to, address the problems or procedures associated with the cleanup of non-emergency or long-term hazardous waste sites.

SITUATION

Hazardous materials are used, stored, and transported in Eureka County daily. Therefore, incidents involving these materials can occur in Eureka County. To minimize the harm caused by an accidental release of a hazardous material, an ongoing process of hazard and risk analysis, cooperative planning, resource identification, preparation, response training and mitigation must be carried out.

Coordination of efforts is essential to effectively deal with hazardous materials emergencies. This Plan provides an organized structure for entities to work together before, during and after hazardous materials emergencies.

APPLICATION

This plan applies to **all persons and entities responding to and/or responsible for hazardous materials incidents within Eureka County**, Nevada.

USE

The Hazardous Materials Response Plan is always in effect *(no special activation process is needed)*. The Plan should be used on an ongoing basis to guide needed activities before, during and after incidents. ***The Plan should be read and understood before an incident.***

County personnel, volunteers, businesses, and industries involved in preparation and response activities for hazardous materials incidents should be familiar with the Plan. **The Plan should be used as a foundation** for more specific agency and affected business plans **and to enhance coordination**. Additionally, businesses and citizens should use the Plan to understand how the County intends to deal with hazardous materials emergencies.

COORDINATION

No single entity within Eureka County can cope with the demands caused by significant hazardous materials incidents. In light of this, *coordination of efforts and resources, both public and private, are primary objectives of this Plan*; including cooperative and coordinated planning and preparedness.

The success of this Plan and response efforts is tied to continued cooperation and coordination among the County, emergency response agencies, private businesses and industries, neighboring counties, and state and federal agencies. On-going coordination and cooperative relations with neighboring counties are important objectives of this Plan.

This Plan is built on the fundamental organization and strategies of the Incident Command System (ICS). This system promotes the coordination and management of diverse resources while providing for safety and efficiency.

RELATION TO OTHER PLANS

This Hazardous Materials Response Plan is part of the Eureka County Emergency Operations Plan (EOP). It should be used with the EOP and related documents, including agency and facility plans and standard operating procedures.

This plan complements Facility Emergency Plans. Individual facility plans, standard procedures and agency plans should be consistent with this Plan for effective response to hazardous materials incidents.

The State of Nevada Hazardous Materials Operations Support Plan and the Nevada Comprehensive Emergency Management Plan are the state level plans that help support this Plan.

This Plan will be coordinated with neighboring counties' plans. Any cooperative aid, mutual aid or similar agreements will become a part of this Plan by reference.

FUTURE REVISIONS

The Eureka County Local Emergency Planning Committee intends to continue to refine and improve this Plan. As revisions and adjustments are made, changes may be needed to individual agency emergency plans and procedures.
Planned future improvements and revisions include:

- Prepare community plans and develop maps,
- Prepare a hazard and risk analysis,
- Revise the plan as necessary, and
- Improve and expand checklists/guidelines.

The Plan requires an ongoing process of revision and improvement to accurately represent the County's intentions and provide guidance. All response agencies, affected organizations and the public need to participate in this process. The Eureka County Local Emergency Planning Committee intends to continue an interactive planning process to help improve the community's capabilities and response effectiveness.

AUTHORITIES

Federal:

CERCLA -Comprehensive Environmental Response, Compensation, and Liability Act of 1980 as amended, (Public Law 95-510)

RCRA -Resource Conservation and Recovery Act Hazardous and Solid Waste Amendments of 1984

SARA -Title III of the Superfund Amendments and Reauthorization Act of 1986 as amended (Public Law 99-499)

OSHA -Occupational Safety and Health Act of 1970 and regulations promulgated under that act

Civil Defense Act of 1950, as amended

Disaster Relief Act of 1974 (P.L. 93-288, as amended)

- Hazardous Waste Operations and Emergency Response, Final Rule, 29 Code of Federal Regulations 1910.120
- National Oil and Hazardous Substances Pollution Contingency Plan (Section 105, CERCLA)
- National Security Decision Directive Number 259 (NSDD-259)

State of Nevada
Nevada Revised Statutes (NRS):

- NRS 244.335 -Grants power to regulate business
- NRS 244.2961 -Grants power to maintain a fire department, establish a fire code, and regulate the storage of explosive, combustible, and inflammable material
- NRS 414 (All) -Authorizes local emergency management programs (Nevada Civil Defense Act of 1953, as amended)
- NRS 444 and 445
- NRS 455.80 -455.180 -Nevada One Call Law. This law requires Nevadans to call 1-800-227-2600 before they start digging, blasting, drilling, or any other kind of excavating.
- NRS 459 (all) -Governs the storage and transportation of hazardous materials
- NRS 474.160 -Grants fire departments/districts the power to regulate the hazards of fires and explosion relating to the storage, handling and use of hazardous substances, materials, or devices

Other State References:

Nevada Comprehensive Emergency Management Plan

Nevada Hazardous Materials Incident Contingency Guide

Local:
Eureka County Emergency Operations Plan

Eureka County Code

Cooperative and/or Mutual Aid:
State Fire Mutual Aid Plan

Cooperative and Mutual Aid Agreements -Other documents exist in the form of Cooperative Aid, Mutual Aid, Automatic Aid and Interlocal Agreements, and Memoranda of Understanding. These agreements allow for response regardless of jurisdictional boundaries.

THIS PAGE LEFT INTENTIONALLY BLANK

TAB 5 - BACKGROUND

ASSUMPTIONS

The following assumptions have been made in formulating this plan:
Eureka County and its Local Emergency Planning Committee will continue to develop, revise, and improve this Plan.

- Hazardous materials incidents will require coordinated and timely response from Eureka County's emergency responders, the private sector, and other entities.

- Agencies within Eureka County will not be able to provide all of the necessary response personnel and equipment to mitigate hazardous materials incidents.

- Eureka County will seek cooperative assistance from private industry, the public and other governmental entities to implement this Plan and provide emergency response to hazardous materials incidents.

- Most minor emergencies will be handled routinely by local emergency response agencies and the responsible parties.

- Most moderate emergencies will be handled at the field level under established procedures with some outside resources.

- Most major emergencies will involve significant local personnel and resources, and substantial assistance from outside resources, including other governmental and private entities.

- The circumstances that determine the outcome of hazardous materials incidents are so numerous and unpredictable that the environment in which an emergency response may have to occur is uncertain.

HAZARDS OVERVIEW

Hazardous materials are a part of everyday life in Eureka County. Residents, businesses, mines, and agriculture use and store hazardous materials, and the materials are transported on highways and railroads. As a result, there is a risk that hazardous materials incidents will occur in Eureka County.

Hazardous materials incidents can occur virtually anywhere, at any time in the County. Such incidents can range from small, simple fuel spills to chemical spills requiring the evacuation of hundreds of people and the disruption of normal services and activities.

Previous incidents include petroleum spills and explosive laden vehicles. The most common incidents are petroleum spills resulting from traffic accidents, fuel tanker accidents and fueling accidents at gas stations.

Hazardous materials routinely used and transported in the County include, but are not limited to: petroleum products, propane, sodium cyanide, sodium hydroxide, sulfuric acid, hydrochloric acid, liquefied petroleum gas, nitric acid, calcium hydroxide, oxygen, acetylene, nitrogen, hydrogen peroxide, ammonia nitrate, ammonium nitrate, methanol, and sulfamic acid.

The most likely locations where hazardous materials incidents may occur are listed below.

Transportation Routes for hazardous and radioactive materials, and routes used by common carriers. These routes include, but are not limited to, Interstate 80, U.S. Highway 50, 95 and 93 Alternative, State Routes 278, 306, 318, 766 and 780 and the Union Pacific railroad.

Facilities that use, process, manufacture, distribute and/or store hazardous and extremely hazardous substances. These facilities can range from gasoline stations to mines, small businesses to bulk fuel facilities.

Other facilities, locations, transportation routes and places where hazardous materials are used, stored, or transported. Additionally, any place where an accident could happen involving motorized equipment, including aircraft.

Spills or releases that may endanger the lives and health of persons are of primary concern. The County's population centers and the Interstate 80 corridor are considered the highest hazard areas. This is due to transportation route and fixed facility locations in or near population centers, and the large amount of passenger vehicle traffic on the Interstate 80 freeway.

LIMITATIONS

Eureka County and its emergency response agencies recognize they have significant limitations regarding hazardous materials incidents. Because of these limitations, the County cannot be prepared for every possible type of release, but it can attempt to prepare for those that are most likely to happen.

The County and the emergency response agencies cannot guarantee that they will be able to respond in the manner set forth in this plan or as they would hope to do in any given emergency. The effects of an emergency may damage, destroy, or overwhelm their facilities and resources.

The County and emergency response agencies intend to make all reasonable efforts to respond in accordance with this Plan, within the limitations of the specific incident(s), and with the information and resources available. The County and local emergency response agencies do not have all the resources needed to adequately respond to moderate and significant hazardous materials incidents. The County will require the assistance of the other neighboring jurisdictions, private industry, outside hazardous materials response teams, and state and federal organizations.

County and local emergency response agencies' support for this plan and other related emergency management functions is limited by available funding and competing needs. Services and response levels may be less than those planned for due to funding constraints.

DESCRIPTION OF COUNTY

Eureka is a rural county composed of mountain ranges and valleys. The County's population is concentrated in the town of Eureka, southerly Diamond Valley, Crescent Valley, Beowawe and Palisade/Pine Valley.

Predominant land uses include ranching and agriculture, mining, and public lands (Bureau of Land Management and U.S. Forest Service). Residential and commercial uses are concentrated in Eureka, Diamond Valley and Crescent Valley.

GEOGRAPHY AND WEATHER

The County's geography can influence how incidents develop and the response necessary. The Humboldt River and numerous creeks are the most prominent waterways.

Due to the tendency for liquids and vapors heavier than air to travel down gradient, slopes and low-lying areas can have significant effects on incidents. The protection of waterways along highways is a particular concern, especially the Humboldt River along Interstate 80.

Weather conditions commonly found in Eureka County can affect hazardous materials incidents. Winter snows can create increased traffic hazards, and may limit and/or slow response. Summer heat can accelerate vaporization of volatile substances.

POPULATION

Much of Eureka County's population is concentrated in areas that coincide with industrial uses and primary transportation routes. These areas include Eureka and the southern Diamond Valley area. The potential need for evacuations is primary concerns within these areas. Other residents are scattered throughout the County. The Nevada State Demographer's Office estimates that as of 2020 there were 1,936 persons living in the County[1].

FIXED FACILITIES

Specific planning factors relating to each identified facility are discussed in the individual facility contingency plans.

[1] Certified Population Estimates of Nevada's Counties, Cities, and Towns,2000-2020 NV State Demographer, NV Department of Taxation. (www.tax.nv.gov)

IDENTIFICATION AND RISKS SUMMARY

Eureka County contains fixed facilities that include, but are not limited to, petroleum storage and retailers, propane storage, mining and minerals facilities, and other businesses and industries that sell and/or use hazardous materials. Some risk exists with any storage, use, manufacture, or processing of hazardous materials. This Plan is part of an ongoing effort to identify and reduce such risks to the public.

Fixed facilities will be identified and additional information provided in the Community Plans section **(Tab 9)** as these plans are developed.

EMERGENCY PLANS

Facility contingency plans are an important part of the total planning and response program for hazardous materials. These plans provide specific information needed for safe and effective emergency response to facilities. Such plans are considered a part of this Plan and are incorporated by reference.

Eureka County receives and retains facility contingency plans from facilities as required by Title III of the Superfund Amendments and Reauthorization Act of 1986.

TRANSPORTATION

There are two primary modes of transportation used in Eureka County: highway and rail. The predominant form of transportation is by vehicles on roads and highways.

Eureka County contains primary commercial carrier routes and other frequently used roads including Interstate 80, U.S. Highway 50, 6, 93 and 93 Alternative, and State Routes 278, 306, 318, 766, and 780. A major railroad crosses the County along the Interstate 80 and the Humboldt River.

TAB 6 - RESPONSIBILITIES

Dealing with hazardous materials incidents is not just the County's responsibility. Private industry and the public also have responsibilities. A cooperative and coordinated partnership of the public and private sectors is necessary to successfully prepare for and respond to these incidents.

This section outlines general preparedness, administrative and response responsibilities of significant agencies and entities. The functional roles for incident response are addressed in the Operations Section and the Response Guidebook.

AGENCY AND ORGANIZATION RESPONSIBILITIES- COUNTY LEVEL

COUNTY BOARD OF COMMISSIONERS

Preparedness

Participate in the Eureka County Local Emergency Planning Committee.

Appoint members to the Eureka County Local Emergency Planning Committee.

Pass ordinances necessary to support the intent of this Plan and help protect the public from dangerous conditions brought about by hazardous materials incidents.

Make policy decisions:

General County philosophy and approach to hazardous materials incidents, funding for planning, preparation, training, and response

Response

No responsibilities

EMERGENCY MANAGEMENT DIRECTOR

Preparedness

The Director of Public Works is designated as the Emergency Management Director.

Be the central point of contact for this Plan.

Be the designated Community Emergency Coordinator.

Be a member of and participate in the Eureka County Local Emergency Planning Committee.

Maintain the files for Title III information.

Act as the coordinator for public requests for Title III information.

Response

No specific hazardous materials response responsibilities.

Responsibilities as set forth in the County's Emergency Operations Plan.

Respond to hazardous materials incidents as appropriate.

Make notifications as designated in this Plan and as required by incident.

Act as liaison between County, and state and federal agencies.

Coordinate Emergency Operations Center activities, as needed.

EMERGENCY MEDICAL SERVICES

Preparedness

Be represented on the Eureka County Local Emergency Planning Committee.

Comply with as much hazardous materials training as possible.

Provide current resource lists, including equipment and trained EMTs, for use in planning and response to hazardous materials incidents.

Response

Participate in initial response actions within Eureka County.

Provide medical aid and transportation within the limits of personnel training and equipment.

It is not feasible to establish rigid responsibilities in preparation for all variables that may be involved. **Actions taken are to be commensurate with the incident hazards and personnel training and equipment limitations**. Basic responsibilities listed below will apply in many situations:

Respond as "First Responders"

Make preliminary medical evaluations, treat victim(s) and, if necessary,

send the victim(s) to hospitals for care, including:

Triage injuries

Provide basic and intermediate emergency care

Participate in the rescue of victims

Provide transportation or arrange for transportation of victims

Provide support to the Incident Command

FIRE SERVICES

Preparedness

Participate in the Eureka County Local Emergency Planning Committee.

Establish working relations with facilities within their response areas.

Enter into approved cooperative and/or mutual aid agreements as necessary.

Comply with as much hazardous materials training as possible.

Provide current resource lists for use in planning and response to hazardous materials incidents.

Review all material sent by fixed facilities in their area of responsibility and forward copies to the LEPC and the Division of Emergency Management (DEM).

Response

Participate in initial response actions within Eureka County and provide services within the limits of personnel training and equipment.

Participate in the Unified Command of hazardous materials incidents occurring within their area of responsibility.

It is not feasible to establish rigid responsibilities in preparation for all variables that may be involved. **Actions taken are to be commensurate with the incident hazards and personnel training and equipment limitations**. Basic responsibilities listed below will apply in many situations:

Provide for fire suppression and rescue activities.
Assist in Provision of emergency medical aid.
Assess the hazards, extent of the emergency and determine necessary actions.
Establish exclusion and evacuation areas in cooperation with law enforcement agencies.
Identify needed responsible and emergency agencies as necessary in accordance with the procedures set forth in this Plan.
Identify the need for resources, personnel, and equipment.
Carry out defensive actions until more qualified personnel and direction is received.
Perform control & containment only within appropriate training, equipment, and personnel parameters.
Support outside hazardous materials response team efforts.
Establish control points
Provide clean-up assistance only within appropriate training, equipment, and personnel parameters.

HUMAN SERVICES
Human and social service agencies and organizations

Preparedness

Participate in the Eureka County Local Emergency Planning Committee.

Response

Provide services to support response and recovery operations.

See the County Emergency Resources List for agencies.

Potential Support Agencies:

Red Cross

Salvation Army

Churches

LOCAL EMERGENCY PLANNING COMMITTEE

Preparedness

The Eureka County Local Emergency Planning Committee should, at a minimum, be made up of representatives from the groups listed below:

Elected state officials;
Elected local officials;
Law enforcement, civil defense, firefighting, first aid, health, local environmental, and transportation personnel;
Broadcast and print media;
Community groups; and
Owners and operators of facilities subject to the requirements of EPCRA

The Committee must elect a chairperson and co-chairperson.

The Committee must establish rules by which the committee will function.

The Eureka County Local Emergency Planning Committee will perform the following duties (SEC 301 of Title III):

Periodically update and improve this Hazardous Materials Response Plan.
Oversee exercises and evaluations of this Plan.
Promote coordination and cooperation among agencies, organizations, and industry to enhance preventive measures and emergency response by providing a forum for ideas and discussion.
Promote public awareness and education regarding hazardous materials.
Establish and periodically review procedures for processing public requests for facility hazardous materials information.

Response

No responsibilities

MEDICAL CLINICS

Preparedness

Be represented on the Eureka County Local Emergency Planning Committee.

Ensure that its personnel receive hazardous materials training appropriate to their duties.

Response

It is not feasible to establish rigid responsibilities in preparation for all variables that may be involved. **Actions taken are to be commensurate with the incident hazards and personnel training, equipment, and facility limitations**. Basic responsibilities listed below will apply in many situations:

Provide emergency medical treatment, if possible and necessary, in accordance with existing State and local policies.

Activate clinic emergency plan in response to the emergency, as needed.

PUBLIC WORKS

Preparedness

Participate in the Eureka County Local Emergency Planning Committee.

Comply with as much hazardous materials training as possible.

Provide current resource lists for use in planning and response to hazardous materials incidents.

Response

Conduct all public works operations under the direction of the Incident Command.

Provide equipment and public works personnel with appropriate training in hazardous materials and response actions.

It is not feasible to establish rigid responsibilities in preparation for all variables that may be involved. **Actions taken are to be commensurate with the incident hazards, and personnel, training, and equipment limitations**. The following basic responsibilities will apply in many situations:

Provide supplies and assist in traffic control efforts, if requested.

Assist in minor spill control and containment, if requested.

Perform actions to protect water and sewer systems.

SHERIFF'S DISPATCH/NDF DISPATCH

Preparedness

Participate in the Eureka County Local Emergency Planning Committee regarding the communications portion of this Plan.

Provide an updated list of equipment and personnel available to support emergency operations.

Establish documentation as requested.

Response

Receive reports of emergency incidents

Receive the initial emergency report of hazardous materials spill or release.

Gather information required by responders.

Make emergency notifications.

Dispatch resources pursuant to standard procedures.

Assist with logistics

Request and track resources until such functions can be assumed by an incident command and/or are integrated into the Emergency Operations Center.

Facilitate incident communications.

Provide personnel to staff county communications functions.

Provide communications equipment as available.

Establish emergency communications nets, when requested.

SHERIFF'S OFFICE

Preparedness

Be represented on the Eureka County Local Emergency Planning Committee.

Comply with as much hazardous materials training as possible.

Develop hazardous materials Standard Operating Procedures for the office.

Enter into approved cooperative and/or mutual aid agreements as necessary.

Provide current resource lists for use in planning and response to hazardous materials incidents.

Response

Participate in initial response actions within Eureka County and provide services within the limits of personnel training and equipment.

Act as the incident commander until a hazardous materials qualified incident commander representing or approved by the County arrives on scene and accepts command, generally within a Unified Command with the fire service and other appropriate entities.

The Sheriff's Office has the primary responsibility for law enforcement assistance and evacuation at the accident site.

It is not feasible to establish rigid responsibilities in preparation for all variables that may be involved. **Actions taken are to be commensurate with the incident hazards and personnel, training, and equipment limitations**. The basic responsibilities listed below will apply in many situations:

- Participate in the Incident Command.
- Provide law enforcement assistance at the accident site.
- Provide traffic control.
- Provide site and incident command post security.
- Establish exclusion and evacuation areas in cooperation with fire agencies and hazardous materials response teams.
- Conduct evacuation and public protection operations.
- Provide public information in conjunction with other responding agencies.

OTHER AGENCIES AND ORGANIZATIONS

HAZARDOUS MATERIALS RESPONSE TEAMS

Hazardous response teams will generally be requested from outside the County.

Preparedness

All preparedness responsibilities normally required for maintaining the effectiveness and capabilities of the teams.

Response

Hazardous Materials Response Teams will be responsible for the majority of technical response and mitigation actions for incidents.

Hazardous Materials Response Teams, including federal and private industry teams, may be used as needed and requested by the Incident Command. **Actions taken are to be commensurate with the incident hazards, personnel, training, and equipment limitations.**

Roles and responsibilities are specified in the standard operating procedures of the Teams.

HOSPITALS

All hospitals are located outside the County's boundaries. They will be responsible for providing medical treatment in accordance with and within their capabilities.

Preparedness

Eureka County will provide the appropriate hospitals with our hospital portion identified in the Hazardous Materials Response Plan.

Response

Actions taken are to be commensurate with the incident hazards, personnel, training, equipment, and facility limitations.

Provide emergency medical treatment, as needed, in accordance with existing State and local policies.

Activate hospital emergency plan in response to the emergency, as needed.

PUBLIC HEALTH AND ENVIRONMENTAL PROTECTION

These responsibilities are to be carried out by State and federal agencies.
Nevada Division of Health
Nevada Division of Environmental Protection
U. S. Environmental Protection Agency
Others

STATE

DEPARTMENT OF PUBLIC SAFETY
A primary State emergency response/resource agency

It controls the licensing and regulation of commercial carriers

Maintains a statewide computerized hazardous materials data base

Maintains a law enforcement communications net

DIVISION OF EMERGENCY MANAGEMENT (DEM)
The coordinating agency for state level response

Has information on and the ability to contact personnel and resources for response to a hazardous materials emergency

Can coordinate assistance from state and federal sources

May serve as the State communications center in an emergency

The primary contact for obtaining special assistance and other support material

NEVADA HIGHWAY PATROL (NHP)
Has an incident command responsibility for all hazardous materials incidents occurring on state highways

Enforces general and hazardous materials transportation regulations

Controls the State Law Enforcement Communications Net that may be used for emergency communications

STATE EMERGENCY RESPONSE COMMISSION (SERC)
Responsible for coordinating and overseeing hazardous materials planning and SARA Title III "Right-to-Know" matters

Responsible for overseeing the various local emergency planning committees

In charge of statewide hazardous materials grant funding allocations

Reviews local hazardous materials plans

Helps support local agencies' training and equipment needs through their local emergency planning committees

STATE FIRE MARSHAL'S OFFICE
In charge of statewide hazardous materials training

Collects annual information reports from fixed facilities

Provides investigative services

DIVISION OF ENVIRONMENTAL PROTECTION (NDEP)
Regulates hazardous wastes

Makes the final decisions regarding cleanup and site remediation

May provide advice on environmental matters and test for certain chemicals

May assist in environmental crime investigation

DIVISION OF HEALTH
The State Radiation Control Agency
Has primary responsibility to respond to radiological emergencies, non-emergencies, and incidents

Responsible for public health

Can test for contamination from chemicals and organisms

RADIOLOGICAL HEALTH SECTION
Has primary responsibility for radiological incidents

EMERGENCY MEDICAL SERVICES
May assist in coordinating significant emergency medical response.

NEVADA DEPARTMENT OF TRANSPORTATION (NDOT)
Has responsibility for minor containment and cleanup activities, and traffic control on State highways

Has equipment and maintenance yards within the County that may be made available to local responders under certain circumstances

NEVADA NATIONAL GUARD
Has personnel and equipment resources, and air and ground transportation capabilities that may be made available to local responders under certain circumstances. These resources are not specifically for hazardous materials.

National Guard resources could be used to help support local incident operations upon the approval of the Governor

FEDERAL

ENVIRONMENTAL PROTECTION AGENCY (EPA)

Responsible for assuring the protection of the environment from all types of contaminating substances and enforcing federal environmental laws

Coordinates federal response to hazardous materials incidents within Nevada

Responds to hazardous materials incidents when requested

May provide technical advice through a Technical Assistance Team (TAT) or representative, upon request

Can assist by providing specific information on hazardous materials
Will act as the Federal On-Scene Coordinator for incidents

Can activate the federal response system for major pollution incidents within its jurisdiction

EPA clean up teams can be used to clean up areas of immediate concern to life and the environment

REGIONAL RESPONSE TEAM (RRT)

Provides coordination for federal agencies and resources for hazardous materials response

FEDERAL EMERGENCY MANAGEMENT AGENCY (FEMA)

Can assist in coordination at the federal level

May be able to provide funding for planning and training

U.S. DEPARTMENT OF JUSTICE

FEDERAL BUREAU OF INVESTIGATION (FBI)

FBI environmental crime unit may be available to assist in investigations surrounding hazardous materials incidents

Can bring other FBI resources to support local jurisdictions if the investigation warrants such support

FEDERAL DRUG ENFORCEMENT ADMINISTRATION (DEA)

May provide specialists and/or other technical information in the event of the discovery of an actual or suspected clandestine drug laboratory or dump of chemicals

U.S. DEPARTMENT OF TRANSPORTATION (DOT)

Helped develop the hazardous materials information booklets that are available to local responders.

U.S. COAST GUARD
Operates the National Response Center

Maintains a substantial capability to contain and clean up polluting substances in water and on shores

Operates the Pacific Strike Team that is available to assist local agencies in handling major oil and hazardous materials spills

U.S. DEPARTMENT OF DEFENSE (DOD)
Provides support in the area of explosives and ordinance disposal

U.S. DEPARTMENT OF ENERGY (DOE)
Has the responsibility and capability to provide assistance in incidents involving radioactive materials
Provides radiological assistance to the State when requested, through the Department of Energy-Nevada Operations Office (DOE/NV), by agreement with the Nevada Division of Emergency Management

The DOE/NV may respond to an emergency if requested by state agencies

The DOE Nevada Operations Office provides radiological training through NDEM

FACILITIES/SHIPPERS

The owners and operators of facilities that receive, store, manufacture, process, distribute or dispose of hazardous materials are responsible for operating these facilities safely and in accordance with applicable laws and regulations. This includes planning for contingencies within their own plants, and providing employees with proper training to handle in-plant emergencies. Businesses must make the proper notifications and abide by all local, state, and federal regulations and reporting requirements.

Fixed facilities and transportation companies carrying hazardous materials should participate fully in the County's Local Emergency Planning Committee, and ongoing planning, training, and exercising.

Fixed facilities have the following responsibilities:

- Submit a letter to the local fire department, LEPC and SERC naming the facility and representative of the LEPC.
- Provide reports, as required, to the local fire department, County Local Emergency Planning Committee and State Emergency Response Commission in accordance with SARA Title III, including:
  - Material Safety Data Sheets (MSDS) of chemicals as required by section 311 of Title III.
  - Tier I and Tier II chemical inventory forms as required by section 312 of Title III.
  - Toxic chemical release inventory required by section 313 of Title III.

Develop facility emergency plans and distribute copies to the local fire department and County Local Emergency Planning Committee.

Provide updated lists of personnel and equipment available to the County for hazardous materials incidents to the County Local Emergency Planning Committee.

Provide information to health professionals, doctors, and nurses in accordance with Section 324 of SARA Title III.

Designate emergency coordinators and Agency Representatives for incidents occurring within the confines of their facilities in accordance with Section 303 of SARA Title III. Specifically:

> Designate a Facility Emergency Coordinator and at least one alternate to act as the primary contact person between responders and their facility(s).
>
> These appointments, including 24-hour contact information, must be provided to the Eureka County Local Emergency Planning Committee and updated as necessary.
>
> Enter into agreements with local jurisdictions for hazardous materials response assistance, within the guidelines of the law and company policies.
>
> Make plans, data sheets, forms, and follow-up notices available to the public in accordance with Section 324 of SARA Title III.

Immediately notify the local fire department of a release of hazardous materials as required by Section 304 of SARA Title III. See also the Reporting and Notification sections of this Plan.

THIS PAGE LEFT INTENTIONALLY BLANK

TAB 7 - CONCEPT OF OPERATIONS

Eureka County intends to make appropriate preparations for and respond to hazardous materials incidents, <u>within its abilities and available resources</u>. Resources from the private sector and/or from outside the County will be needed in all but the most minor incidents.

GENERAL CONCEPTS

GUIDING PRINCIPLE

The owner, user, shipping agent, carrier, or other responsible party has the primary responsibility to control hazardous materials. However, the County must take action and seek assistance to limit effects on LIFE, THE ENVIRONMENT and PROPERTY when hazardous materials incidents occur.

RESPONDER SAFETY

An overriding consideration in every response is the protection of responders' health and safety. Although response activities needed are incident specific, similarities exist. All hazardous materials incidents are potentially dangerous situations. Responders may be subject to additional dangers while working in hazardous incidents.

The specific requirements of training, equipment and competence cannot be overstated and should not be ignored in hazardous materials incidents. This Plan provides guidance for safe response to incidents. In concept and principle, standard safety procedures are independent of the type of incident. Their applicability at a particular incident must be determined and modifications made to meet prevailing conditions.

This Hazardous Materials Response Plan provides guidance for certain activities. This guidance is not meant to be a comprehensive treatment of each subject. *Formal training and individual agency plan and procedures must complement this Plan.*

RESPONSE OBJECTIVES

General response objectives and priorities:

- Protect the lives, safety, and health of the public and the emergency responders.
- Stabilize the incident scene and prevent further escalation of the incident with <u>minimum</u> risk to personnel.
- Minimize or lessen the impact on the environment and protection of property.
- Strive for a safe outcome to all hazardous materials incidents. Hazardous materials incidents will be managed with a high commitment to the safety of responders, the public, the environment, and property.

COUNTY POLICIES

Some principal policies guiding efforts regarding hazardous materials incidents in Eureka County are outlined below.

- Jurisdiction over the site of a release/accident will remain with the County, unless the County decides to relinquish it to and it is accepted by another level of government.

- Incident command will be the responsibility of the Sheriff's Office until a hazardous material qualified incident commander representing or approved by the County arrives on scene and accepts command.

- Incident command within fixed sites will be the responsibility of the Sheriff's Office until a hazardous material qualified incident commander representing or approved by the County arrives on scene and accepts command. The incident command will generally be conducted with assistance from the Facility Emergency Coordinator or other person designated by the facility owner or manager.

- Agencies and entities participating in a hazardous materials incident will strive to use a Unified Command structure to manage the incident.

Actions taken are to be commensurate with incident hazards, personnel, training, and equipment limitations.

Responders will, if possible, take ***safe defensive actions*** *to attempt to protect lives, the environment and property;* unless <u>properly trained personnel</u> and <u>appropriate equipment</u> are available to safely perform mitigation activities.

The character and magnitude of an incident will dictate actions taken in response to a hazardous materials emergency.

Response personnel will not be put at risk to save victims or property without proper protective equipment.

The County will pursue reimbursement from the "Responsible Party" and/or "Person-in-Control" for costs incurred in the response to hazardous material incidents.

Precautionary evacuations of people in threatened areas will be carried out based on the best information available and within available personnel and resource capabilities.

If possible, any threatened animals and livestock will also be evacuated.

INCIDENT LEVELS AND RESPONSES

Hazardous materials incidents vary in their severity. Response planning, procedures, notifications, and necessary resources can be determined by standard designations. Personnel at the incident can raise the incident level or request additional resources, thereby raising the level of response, based on the actual incident circumstances. Incidents and the response to incidents are divided into the following three levels or classifications based on severity:

LEVEL 1 (MINOR INCIDENTS)

Threats of releases, or incidents that can be controlled by the first response agencies and do not require evacuation other than the involved structure or the immediate area and do not pose an immediate threat to life, the environment or property.

Incidents that involve less than the reportable quantity (RQ) established for that particular substance by the reporting requirements contained in the CERCLA and SARA Title III statutes, and Nevada State regulations.

This includes minor incidents involving relatively small amounts of non-toxic material such as motor vehicle fluids (*i.e.*, motor oil, gasoline, diesel fuel, brake fluid, coolant, *etc.*) in quantities less than 25 gallons or three cubic yards.

Responses are to be undertaken by appropriately trained first responders and additional resources as needed.

LEVEL 2 (MODERATE INCIDENTS)

Incidents that cannot be controlled by the first response agencies involving a greater hazard or larger area than Level 1, posing a potential hazard to life, the environment or property and that may require limited evacuation or in place sheltering in the surrounding area.

A more complex incident that usually requires a significant resource commitment, and/or a level of expertise beyond the normal capabilities of the responding agencies.

This includes an emergency that will require some mutual aid and/or outside expertise or resources, including or private agencies/organizations, an outside Hazardous Materials Response Team, State, or federal agencies.

Responses are to be undertaken by appropriately trained first responders and additional resources, probably including technical specialists and/or hazardous materials response teams. (This level response anticipates a need for outside responders due to the training required and/or complexity of the incident.)

LEVEL 3 (MAJOR INCIDENTS)

Incidents that cannot be controlled by the first response agencies involving a severe hazard or large area, posing an extreme threat to life, the environment or property, and probably requiring a large-scale evacuation or in place sheltering.

These incidents require *substantial* expertise or resources of outside or private agencies/organizations, State, or Federal agencies.

This includes a full emergency requiring automatic or mutual aid and substantial outside resources.

These incidents may escalate beyond the capabilities of local and state agencies and may require federal agency intervention.

Responses are to be undertaken by appropriately trained first responders and hazardous materials response teams. (This level response anticipates a need for a large number of outside responders due to the complexity and/or extended duration of the incident.)

MUTUAL AND COOPERATIVE AID

Hazardous Materials incidents may become major events and overtax local resources. The State-wide Mutual Aid Cooperative Agreement will be enacted to support local resources.

Resources from outside the County will probably be needed in all but minor incidents. Specifically, outside hazardous materials response teams will be necessary in moderate and major incidents.

The County and/or its emergency response agencies will pursue cooperative aid agreement with willing jurisdictions and agencies that can provide technical and supportive response resources.

For incidents exceeding locally available resources, requests for additional resources will first be made from the nearest capable jurisdiction(s) and/or entities that have entered into mutual or cooperative aid agreements with Eureka County.

The County and/or its emergency response agencies may enter into predetermined arrangements, agreements or contracts with private companies and other agencies to improve the County's capabilities and provide resources. These arrangements are incorporated into this Plan by reference.

NOTIFICATION

CHECKLIST –See The Response Guidebook in TAB 2

1. Notification includes all initial actions necessary to inform local, state, and federal response and regulatory agencies that a hazardous materials incident has occurred.

GENERAL NOTIFICATION PROCEDURES

1. The first person aware of a possible hazardous materials incident should contact Eureka County Sheriff's Dispatch, usually via telephone by dialing 9-1-1.

2. The dispatcher should follow standard operating procedures to dispatch first responder units to the scene according to the reported nature of the call and Notification and Response Levels listed below and in the Response Guidebook in TAB 2. Dispatch will initiate the notification of additional response agencies as required.

3. When the potential or existence of a hazardous materials release is confirmed, the incident command should request notification of applicable outside agencies and request appropriate additional assistance through Dispatch.

4. This general notification procedure does not relieve the responsible party from compliance with any applicable legal requirements to notify other agencies.

Initial notification and response to an incident are dependent on the information received by Dispatch. Notifications will be based on the information solicited by Dispatch from the reporting party and subsequent information provided by first responding units. Initial information needed should be based on the "Hazardous Materials Initial Report Form" ***(TAB 10)***

NOTIFICATIONS FOR DIFFERENT INCIDENT LEVELS

Hazardous materials releases will be reported to the Eureka County Sheriff's Office. The person taking the report will try to get all the information possible from the reporting party, using the hazardous materials release report form.

The Eureka County Sheriff's Office will see that the agencies listed below are informed according to the incident level. Specific telephone numbers and/or other contact procedures are maintained in the Eureka County Emergency Resources List.

LEVEL 1 -MINOR INCIDENT NOTIFICATIONS

Sheriff's Office

Fire department responsible for the incident area

Ambulance service responsible for the incident area

Public Works

NHP if incident is on a State Highway or additional law enforcement assistance is needed

Hazardous Materials qualified incident commander, as needed

LEVEL 2 -MODERATE INCIDENT NOTIFICATIONS

All agencies listed for Minor incidents

Hazardous Materials qualified incident commander

Outside Hazardous Materials Response Team as requested by Eureka County Sheriff's Office, Crescent Valley VFD Chief, Eureka VFD Chief, NDF Battalion Chief, NDF Regional Forester, Hazardous Materials qualified incident commander, Emergency Management Director or Board of County Commissioners only.

Nevada Division of Emergency Management

Eureka County Commissioners

Selected Emergency Operations Center staff

Public Utilities

Other personnel and agencies as required by the incident

Adjoining jurisdictions will be notified, if the wind or water borne materials may affect them.

LEVEL 3 -MAJOR INCIDENT NOTIFICATIONS

All agencies listed for Minor and Moderate incidents

Outside Hazardous Materials Response Team as requested by Eureka County Sheriff's Office, Crescent Valley VFD Chief, Eureka VFD Chief, NDF Battalion Chief, NDF Regional Forester, Hazardous Materials qualified incident commander, Emergency Management Director or Board of County Commissioners only.

Personnel to staff the Emergency Operations Center

Medical facilities for preparations to receive patients

Nevada Division of Emergency Management for additional agencies/organizations/entities as needed.

National Response Center

Adjoining jurisdictions will be notified, if the wind or water borne materials may affect them.

SUBSEQUENT NOTIFICATIONS

At the direction of the Incident Command, Sheriff's Dispatch will notify the following and any other entities requested:

Outside Hazardous Materials Technical Specialists and/or Response Team

Nevada Radiological Health Section -in case of a radiological incident.

Adjoining Jurisdictions -such as counties or tribal lands if the incident may affect or threatens their jurisdiction, or if their resources are needed.

Other Agencies/Entities -in accordance with the incident needs and as directed by the Incident Command.

Institutions -such as schools, hospitals and care homes believed to be endangered (Notification by telephone or runner, if necessary, as directed by the Incident Command).

As information becomes available, Dispatch should broadcast updates and safety information.

FACILITY AND TRANSPORTER EMERGENCY NOTIFICATIONS

CHECKLIST - See Response Guidebook Hazardous Materials Initial Report Form ***(TAB 10)***

INITIAL NOTIFICATION

Facilities and transportation companies are required to immediately notify Eureka County Sheriff's Dispatch (9-1-1/Dispatch) of a release or spill pursuant to Section 304 of SARA Title III. The information listed below is needed by those responding:

1. Chemical name and/or identity of any substance involved in the release.
2. Whether the substance is on the list of extremely hazardous substances.
3. An estimate of the quantity of substance released into the environment.
4. The time the release occurred and the duration of the release.
5. Whether the substance was released into the air, water, soil, *etc.*

6. Any known or anticipated acute or chronic health risks associated with the emergency and, where appropriate, advice regarding medical attention needed for exposed individuals.

7. Proper precautions to take because of the release, including evacuation.

8. Names and telephone numbers of those persons to be contacted for further information.

SPILL FOLLOW-UP REPORTING

A spiller must provide written follow-up reports to the local fire department and County Local Emergency Planning Committee, including:

1. An update of the information provided in the emergency report-initial notification.

2. The actions taken to respond to and contain the release.

3. Where appropriate, advice regarding medical attention necessary for exposed individuals.

COMMAND (MANAGEMENT)

MANAGEMENT ORGANIZATION STRUCTURE

Eureka County and its emergency response agencies have adopted the Incident Command System (ICS) as the management structure for hazardous materials incidents.

SUMMARY

The Incident Command System is a dynamic and flexible management framework. It can be tailored to the needs of each event. This management system can expand or contract depending on the size and nature of an event.

Eureka County's Emergency Management structure may involve two management levels: 1) "field" Incident Command and 2) a supporting organization operating the Emergency Operations Center.

"Field" Incident Command includes the management of such response activities as firefighting, rescue efforts, traffic control, evacuation, hazardous materials mitigation, *etc.* The **Emergency Operations Center** is organized to help **support** the field incident command.

STRUCTURE/CHAIN OF COMMAND

The general structure of the Incident Command System is outlined briefly below.

Incident Commander - This is the person in charge of on scene actions. The Incident Command may be a unified command with representatives of the agencies involved sharing in the management of the incident. The Incident Commander is responsible for setting the objectives and the overall management of the incident.

The **Command Staff** are directly responsible to the Incident Commander.

Public Information Officer -This person handles public information for the specific incident.

Safety Officer -This person is responsible for safe incident operations.

Liaison Officer -This person is the point of contact for representatives of assisting and cooperating agencies (agency representatives).

There are four main functional components under the Incident Commander.

1) ***Operations Section*** -Responsible for carrying out the actual emergency response field operations and activities.

   The fire service will typically be in charge of fire suppression, and containing and controlling the release (only as trained personnel and proper equipment permit).

Law enforcement will typically be responsible for traffic control, scene security, and evacuation.

The Medical unit (EMS) will be responsible for treating victims and for the ambulance service(s) on scene.

2) ***Planning Section*** -Responsible for creating the strategies and plans needed to cope with the emergency in an organized way.

Technical Specialists provide technical advice to the Incident Commander (May be a specialist from local business).

3) ***Logistics Section*** -Responsible for ordering the resources needed for Incident operations, and providing services and support to the Incident organization.

Communications unit will establish communications as directed by the Incident Commander.

The First Aid unit will be responsible for treating responders.

4) ***Finance Section*** -Responsible for all financial matters, including keeping personnel time records and handling insurance and injury claims for the Incident.

The Cost Unit is responsible for the finances of the response operation.

FACILITIES

EMERGENCY OPERATIONS CENTER (EOC)
The County Emergency Operations Center will be set up at the Eureka County Public Works Offices.

Emergency Operations Center Activation
The Emergency Operations Center management organization will typically be activated during multiple incidents, or major or catastrophic events. *The Emergency Operations Center (EOC) may be activated to support a "field" Incident Command without mobilizing the entire County emergency organization.*

The Emergency Operations Center (EOC) will be activated when:

The Incident Commander, after sizing up the scene, decides that off-site support is necessary.

Evacuation has been ordered, and off-site support is necessary to arrange for emergency shelters and transportation.

The Incident Commander, the County Emergency Management Director, or a member of the Eureka County Commission requests activation.

ALTERNATE EMERGENCY OPERATIONS CENTER
The Eureka Volunteer Fire Department is the alternate site for the County's Emergency Operations Center in the Town of Eureka. In Crescent Valley the alternate sites are the Sheriff's substation and Crescent Valley Volunteer Fire Department. Mobile and departmental facilities may provide some temporary remedy.

INCIDENT COMMAND POSTS
Incident Command Posts may be established at any location determined to be adequate by the Incident Commander. Command/communication vehicles are owned and operated by response agencies and may be available for use during emergencies.

INCIDENT COMMAND ORGANIZATION

During hazardous materials incidents, a clearly defined and identified command organization is critical to the appropriate management of the incident. The precise composition of the command organization will be dependent on factors specific for each incident. These factors include, but are not limited to:

- location and jurisdiction
- nature of substance
- magnitude or severity
- capability of responding agencies
- finances

The County also recognizes certain persons as emergency coordinators, including community coordinator(s) and facility coordinators. These persons are empowered with roles and responsibilities necessary to implement this Plan, but they may not necessarily be the Incident Commander or members of the Unified Command in any particular incident.

Under the Incident Command System, the incident organization will develop in a modular progression depending on the nature and conditions at the scene. It may be necessary to modify/expand/contract the organizational structure to accomplish tasks as safely and efficiently as possible.

INCIDENT COMMANDER

The Sheriff's Office has the primary responsibility for initial command in the event of hazardous materials incidents. **Most, if not all, hazardous materials incidents will be managed under Unified Command principles** since fire, law enforcement and other agencies will have some functional and/or statutory responsibilities. Agencies will provide command functions consistent with their responsibilities, policies, and jurisdiction.

Management of a hazardous materials incident will be undertaken by the most qualified personnel on-scene and will be transferred to more qualified personnel as necessary.

The senior Sheriff's Deputy at the scene will be incident commander until a hazardous material qualified Incident Commander representing or approved by the County or agency with jurisdiction assumes the duties of Incident Commander.

Within a private or fixed facility, the Incident Commander will be the senior Sheriff's Deputy at the scene with the assistance of a designee of the facility owner (*e.g.*, the Facility Emergency Coordinator or other person(s) designated by the facility owner or manager) until a Hazardous Materials qualified Incident Commander representing or approved by the County or agency with jurisdiction assumes the duties of Incident Commander.

Agencies and entities participating in a hazardous materials incident will strive to use a Unified Command structure to manage the incident.

COMMUNITY EMERGENCY COORDINATOR

The Eureka County Emergency Management Director has been designated as the County's Community Emergency Coordinator. The Emergency Management Director is the day-to-day contact and coordinator for hazardous materials matters. During incidents, the County Emergency Management Director fulfills the duties and responsibilities set forth in this Plan and the County's Emergency Operations Plan. Alternates for the Emergency Management Director are the Chairman of the Board of Commissioners, the Vice-Chairman and then the other Board member.

The Eureka County Emergency Management Director has the authority and responsibility for implementing the Eureka County Emergency Operations Plan upon notification of a situation that poses a serious threat to the lives and property of the community.

FACILITY EMERGENCY COORDINATOR

Each facility is required to designate a Facility Emergency Coordinator and at least one alternate. These appointments, including 24-hour contact information, must be provided to the Eureka County Local Emergency Planning Committee and updated as necessary.

Contact information is located in facility summary reports and the County's Emergency Resources List.

The Facility Emergency Coordinator is the primary contact person between responders and their facility during emergencies. A Coordinator may function as part of a "Unified Command" depending on the circumstances of particular incidents. Facility Coordinators are also the primary contacts between the facility and County Local Emergency Planning Committee/Emergency Management Director on an ongoing basis. The Coordinator's role and responsibilities should be described in the facility's contingency plan.

ROLE OF THE RESPONSIBLE PARTY

The "Responsible Party" should be consulted in decisions that impact the hazardous materials response. However, the "Responsible Party" does not necessarily have standing within the Command Staff, unless the Incident Commander determines that it is appropriate. The "Responsible Party" may be included in a "Unified Command."

The "Responsible Party" should be given an opportunity to abate the incident using their own resources, if available, but not to the detriment of the overall operation.

PUBLIC INFORMATION AND WARNING

PUBLIC NOTIFICATION AND WARNING

The public will be notified of an emergency in accordance with incident needs and available resources. See individual Facility Contingency Plans, for specific information regarding the areas for notification.

CHECKLIST (TAB 2)

EMERGENCY PUBLIC INFORMATION

CHECKLIST & STANDARD PUBLIC INFORMATION ANNOUNCEMENTS (TAB 2)

Public Information and media relations will be undertaken in accordance with incident needs, Incident Command System procedures and available resources.

All information released to the news media or the public will be coordinated through the Incident Public Information Officer or the Incident Commander, as designated during the incident. *The use of a Joint Information Center for multi-agency responses is recommended.* Participating agencies and County departments must provide support personnel for the Public Information effort as needed.

Providing factual and timely information to the media is an extremely important part of an effective response to hazardous materials incidents. Therefore, every reasonable attempt should be made to cooperate with the media without jeopardizing the effectiveness of the emergency operation or the media's safety.

The Local Emergency Planning Committee may develop a public information program to educate citizens about safety procedures during an incident.

OPERATIONS

GENERAL OPERATIONAL CONCEPTS

The County's general approach to hazardous materials emergencies and more specific response actions reflect its personnel, training, equipment, and other resource limitations. Roles and responsibilities are outlined for functions and/or agencies that may include tasks that must be performed by outside resources. **Actions taken are to be commensurate with the incident hazards and personnel, training, and equipment limitations**.

This section provides *brief policy information regarding operational concepts.* The **specific operational response information**, the "nuts and bolts" of hazardous materials response for Eureka County, **is listed in TAB 2.** Also, refer to the various agency standard operating procedures for specific response procedures.

Appropriate management of hazardous materials incidents may involve the movement of personnel and equipment in or around potentially dangerous situations. To minimize the danger to responders, the public and the environment, definitive action must be taken while exercising due caution.

COMMITMENT TO SAFETY

The goal of all hazardous materials incidents is the safe outcome of all operations. All persons operating at the scene of a hazardous materials incident will be operating in the safest manner possible. Unsafe acts, potentially dangerous situations, improper protective clothing, or a failure to follow established procedures will be brought to the attention of the individual and command personnel.

RESPONSE

Both local government and private industry may share responsibility for response tasks during hazardous materials incidents. These **tasks must be undertaken through cooperative and coordinated actions**, with support from outside entities.

The day-to-day duties and organizational structure of County agencies will generally be maintained in emergency response to hazardous materials incidents. However, certain agencies and individuals may be required to carry out functions not normally undertaken.

Eureka County emergency response agencies will attempt to provide appropriate and timely response to hazardous materials incidents, <u>within the capabilities of available personnel and resources</u>.

Generally, County resources will only take safe defensive actions, to attempt to protect lives, the environment and property.

Actions to mitigate the incident will only be taken if properly trained personnel and appropriate equipment resources are available.

RELEASE DETERMINATION METHODS

Eureka County emergency response agencies will generally use human detection, mechanical detection, and inspections to determine that a release of hazardous materials has occurred. Methods and procedures for specific facilities are set forth in the respective facility contingency plans. Alarms, reports, and visual sightings will be confirmed and coordinated through the standard procedures of the responding agencies.

ACTION PRIORITIES

Action priorities for incident operations are:

Situation size up

Safety Considerations for:

- Responders
- Local population and victims

- Property, including livestock
- Environment
- Containment and control
- Clean up

RESPONSE ACTIONS

CHECKLISTS - See First On-Scene Checklist **(TAB 2)** and Checklists and Guidelines in the Operations Section **(TAB 3)**

Agencies and personnel will perform functions consistent with their training, protective equipment, and resources available. Initial response to the incident by local community resources will be for the purpose of trying to protect persons, the environment and property, and limiting the effects of a hazardous materials release or potential release.

Additional outside resources will typically be required to undertake mitigation actions. Only those responders who are appropriately trained and equipped, and have an operational role should take actions beyond defensive measures.

Given the limited nature of the first response units, premature commitment of personnel and equipment to unknown, potentially hazardous situations/locations should be avoided. *Cautious, methodical, and deliberate size-up combined with site security will limit needless exposure of responding personnel and the public.*

BASIC OPERATING GUIDELINES

Stop and observe before approaching the scene (use binoculars)

Look for signs of spill, leak or fire, odor, smoke, vapor cloud, solid or liquid on the ground, downed victims, etc.

Try to safely identify the materials involved

Look for placards and markings

Know the color-coding.

Use DOT Emergency Response Guidebook, shipping papers, etc.

Report the incident and get appropriate help

Secure the area and deny entry

Begin evacuation or in place sheltering, if necessary, in safe areas

Know your limitations

It is usually best to secure the area, withdraw and wait for help

Use the proper level of protective clothing and gear

Stop leaks and contain the spilled material only if know it is safe to do so and adequate properly trained and equipped personnel are on scene

Use proper procedures even on small incidents . . . then you'll be ready for the BIG ONE

INITIAL ACTIONS

CHECKLIST - See First On-Scene Checklist ***(TAB 2)*** and Checklists and Guidelines in the Operations Section ***(TAB 3)***

SITE ISOLATION/CONTROL

The highest priority is to isolate the hazard area, create safe positions for responding personnel, and deny entry to nonessential persons. Set up perimeter lines to be used to divide the incident into areas of differing hazards (*e.g.*, hazardous area and safe area).

The Hazard area is the area where equipment and personnel are expected to become contaminated. This is the area where protective clothing and equipment are required, and only adequately trained and equipped personnel are allowed.

The Safe area is the area where equipment and personnel are not expected to become contaminated. This is the area where protective clothing and equipment are not required, and where resources immediately supporting the hazardous materials operation are located. Generally, Eureka County responders will work in the safe area only due to training and equipment limitations.

INCIDENT CONTROL

Identification

Attempt to identify the hazardous properties of the material(s) involved, including toxicity, flammability, reactivity, corrosivity and radioactivity, without endangering personnel.

Risk assessment

Determine whether first responders can safely deal with the hazardous material based on their level of training, and protective clothing and equipment available. Assess risk to emergency personnel should they attempt to rescue victims. Determine the need for and extent of evacuation and/or in place sheltering. Risk assessment should occur simultaneously with the identification and verification of the material(s) involved.

Rescue

The Incident Command, upon evaluation of the incident, risks, and resources available, will determine if a rescue can be attempted safely and within the training and protective equipment of the responders available. Decontamination procedures must be incorporated into rescue operations. Appropriately trained personnel with protective clothing and apparatus must be used to attempt rescue(s).

Eureka County responders do not generally have the training and equipment to respond and rescue victims beyond an operation level. Thus, responders will not generally be able to effect rescues due to their limited training and equipment.

Emergency medical care

Local ambulance services and emergency medical personnel do not generally have the training and equipment to respond and treat patients beyond an operation level. The Incident Command, upon evaluation of the incident, risks, and resources available, will determine if medical treatment can be attempted safely and within the training and protective equipment of the responders available.

Decontamination procedures must be incorporated into medical treatment operations. Decontamination should occur prior to treatment unless qualified and properly equipped personnel are available. Appropriately trained personnel with protective clothing and apparatus must be used to provide medical treatment.

The emergency medical personnel on scene and/or the Eureka County Medical Clinic will, if it can be done safely, make preliminary medical evaluations and, if necessary, send the victim to Elko General Hospital or another appropriate hospital for specialized care.

The Eureka County Medical Clinic is not equipped or staffed for hazardous materials decontamination or definitive care of contaminated patients. The Clinic is not an emergency or urgent care facility.

Containment

County resources will not generally undertake containment actions. Local resources will only have the training and equipment to do limited non-hazardous emergency containment. Significant, dangerous containment activities will require additional trained outside personnel and resources. **Only personnel with the appropriate level of training, protective clothing and apparatus, and equipment as dictated by the nature and hazards of the material(s) involved will undertake containment actions.**

Emergency responders should only attempt to minimize the spread of spilled material(s) as resources and capabilities allow.

Techniques for Containment

Containment will generally be limited to damming and diversion of liquid spills that can be accomplished within the scope of training of the personnel on scene and without undue risk.

Containment and clean-up will be the responsibility of the company or fixed facility involved.

Resources for Containment
See the Eureka County Emergency Resources List ***(TAB 12)***

DECONTAMINATION
County emergency response agencies do not have appropriately trained and equipped resources to effect decontamination.

Once hazardous material contamination has been identified, the Incident Command should ensure that the following takes place:

- Attempt to identify all personnel, facilities, and equipment needing decontamination.
- Attempt to identify the hazardous materials involved.
- Request qualified decontamination personnel and equipment.
- Based on consultations with the most knowledgeable personnel available, select the decontamination method necessary to handle the problem.
- Follow procedures set forth in the responsible Hazardous Materials Response Team procedures and as recommended by qualified personnel ***(TAB 2 OR TAB 3)***

RESPONSE PERSONNEL SAFETY
CHECKLIST -See Operations ***(TAB 3)***

The safety of response personnel is a paramount priority of the Incident Command, Safety Officer, and all responders. Proper safety procedures are mandatory for all personnel involved in a hazardous materials emergency response. Specific safety guidelines for response personnel and agency operating procedures are provided in ***(TAB 3)***

PUBLIC PROTECTION AND EVACUATION

CHECKLIST -See OPERATIONS section in ***(TAB 3)***

Protection of the public is a primary objective in hazardous materials incidents. The incident command has a responsibility to determine and inform the public if protection measures are needed. There are two basic courses of action for the public to take for their own protection: in-place sheltering and evacuation. Also, actions may be needed to protect water supplies and sewage systems.

IN PLACE SHELTERING

This protective action involves the public *remaining indoors, closing all windows and doors (sealing them if needed), shutting off all air handling equipment and seeking shelter in interior rooms.* In some cases, remaining indoors is preferable to exposing citizens to the outside danger by evacuation. Citizens should be advised by all means possible to close windows and doors and to shut off air-conditioning or heating systems.

If the incident requires an indoor type of protection for citizens, the Incident Command or Emergency Operations Center will initiate citizen warning through potentially effective and available media, emergency response and citizen resources.

See OPERATIONS section for further information and procedures.***(TAB 3 or TAB 7)***

EVACUATION

This is often a difficult process involving the *systematic removal of persons from a potentially hazardous situation or environment.*

Evacuation Procedures - If the incident requires the evacuation of citizens, the Incident Command and/or Emergency Operations Center will initiate procedures in accordance with this Plan.

This Plan's evacuation guidelines will be used in conjunction with the applicable Community Plan and specific incident information to accomplish evacuations.

The Sheriff's Office is generally responsible for evacuation operations.

See OPERATIONS section for further information and procedures.***(TAB 3 or TAB 7)***

RELOCATION

Different from evacuation, relocation involves *moving residents and/or businesses out of their property for an extended period.* It may be possible that persons will have to live elsewhere while cleanup is taking place. Relocation activities should be initiated during response operations and continue through the recovery period.

PROTECTION OF WATER SUPPLIES

The **protection of water sources and systems is a priority**. Protecting measures may be needed to keep hazardous substances from entering and contaminating water supplies, well areas and sewage systems. If the incident threatens the safety of water supplies and sewage systems, the Incident Command and/or the Emergency Operations Center will notify and mobilize the appropriate Public Works resources.

CLEANUP

Cleanup activities are not a local response function. *Eureka County and its emergency response agencies will not typically undertake cleanup activities.* The County may consider cleanup activities in incidents of a minor nature with extremely simple and risk-free cleanup procedures. Clean-up activities will generally be conducted by the "Responsible Party," private contractors or other entities qualified to undertake such tasks.

If the "Responsible Party" can be identified, the Incident Command will inform that party to take prompt remedial action. Such prompt action includes funding the cost of the containment, removal, disposal, and restoration of the scene to a normal condition.

In situations where a "Responsible Party" cannot be determined and/or located, the cleanup will generally be contracted to a licensed cleanup company and funded in accordance with the provisions set forth in the Financial Section of this Plan. ***(TAB 3)***

For incidents on State highways, State agencies will have the primary responsibility for cleanup and disposal, using State personnel and equipment and/or State disposal contractors.

For incidents at fixed facilities, the "Responsible Party" will have the primary responsibility for cleanup and disposal, using its own or contract personnel and equipment.

Clean up must ultimately meet the standards set by law. The State Division of Environmental Protection and/or U.S. Environmental Protection Agency must approve significant and long-term cleanup efforts.

The County may undertake restoration of surrounding terrain (on public property). Restoration will be performed, only after all contaminated material is removed, through established grading and shaping procedures.

RESOURCES FOR CLEANUP

See the County Emergency Resources List. ***(TAB 12)***
State Licensed Contractors
County –none

HAZARDOUS WASTE DISPOSAL

Hazardous waste disposal will be conducted in accordance with State and federal regulations. Generally, a licensed hazardous waste cleanup/transportation company will be contacted to remove the hazard. It is the responsibility of the responsible party, cleanup/transportation company (or other similar party) to properly dispose of the waste, in accordance with State and federal regulations, at an approved and licensed hazardous waste disposal facility.

RESOURCES FOR DISPOSAL

See the County Emergency Resources List. ***(TAB 12)***
State Licensed Contractors
County –none

DOCUMENTATION AND INVESTIGATIVE FOLLOW-UP

It is vital that a careful record is kept of what happened and what was done in response. The Agency with Jurisdiction generally has the responsibility to:

Assign responsibility for documentation during and after the incident.

Coordinate completion of reports, forms, and other reporting procedures.

Collect incident records from various sources.

Keeping detailed records can help in:

Recovering response costs and damages from the "Responsible Party."

Reviewing the effectiveness and efficiency of response actions.

Preparing for future responses.

Verifying facts, actions, injuries, equipment used, *etc.*, for the purpose of legal proceedings, insurance claims, budget requests and public inquiries.

Diagrams, sketches, photographs, and videotapes should also be made during the incident, as needed and possible, and kept as part of the incident record.

The Sheriff's Office, fire department, hazardous materials response team and Eureka County Emergency Management Director all have responsibilities for documentation efforts and investigative follow-up, often in conjunction with state and federal agencies.

Investigative follow-up should be coordinated by the "Agency with Jurisdiction" and performed by the most appropriate available entities. Investigative support may be obtained from the Nevada Division of Environmental Protection, Environmental Protection Agency, and other federal agencies.

RECOVERY
Activities during the recovery period will concentrate on returning the affected area to normal or near normal. Activities may include reuniting families, clean up and reentering evacuated areas. Long term activities may include mitigation and remediation actions.

Technical clean up, mitigation and remediation actions will generally be conducted and financed by private industry. Eureka County may, at its discretion, participate in overseeing such activities with other governmental agencies. State and federal agencies with responsibility to determine the adequacy of mitigation and remediation actions should undertake a coordinated decision-making process, including County agencies as necessary.

Financial responsibility for hazardous materials spills and releases may rest with any of several entities or combinations thereof: shipper, carrier, driver, manufacturer, waste generator or facility owner. Eureka County will generally seek recovery of costs and other necessary funds from the responsible party. The County will attempt to secure funds from state and/or federal sources if necessary.

PLANNING

The County believes planning and preparedness requires a cooperative partnership with all relevant parties. Since hazardous materials incidents are not just a local governmental responsibility, private industry, the public and other levels of government must participate.

Eureka County has established a Local Emergency Planning Committee composed of members from various agencies and the private sector. *The Local Emergency Planning Committee guides and coordinates the County's ongoing planning and preparedness efforts with the Eureka County Emergency Management Director.*

REPORTING

Several different types of reports, emergency and day-to-day, are necessary for hazardous materials incidents to provide adequate information for responders and comply with the provisions of SARA Title III.

EMERGENCY REPORT - INITIAL NOTIFICATION OF INCIDENT - See Notification Section ***(TAB 2)***

CHECKLIST -See Initial Report Form. ***(TAB 10)***

SPILL FOLLOW-UP REPORTING -See Notification Section

NORMAL FACILITY REPORTING REQUIREMENTS
Facilities must provide the following reports to the local fire department, County Local Emergency Planning Committee and State Emergency Response Commission:

Material safety data sheets or list of chemicals as required by Section 311 of SARA Title III.

Tier one and/or Tier two chemical inventory reports as required by Section 312 of SARA Title III.

Toxic chemical release inventory required by Section 313 of SARA Title III.

Effective hazardous materials incident management depends on effective planning activities during an incident. Incident planning is necessary for the collection, evaluation, and dissemination of information to the appropriate emergency responders. Activities may include the following:

Data gathering and analysis

Developing alternatives

Conducting planning meetings

Preparing action plans

Preparing after action reports

PLANNING AND PREPAREDNESS

The Eureka County Local Emergency Planning Committee and the Eureka County Emergency Management Director are primarily responsible for overall planning and preparedness for hazardous materials incidents. *The County intends to continue a coordinated planning effort through the Local Emergency Planning Committee. Preparedness efforts are also intended to be promoted and coordinated through the Local Emergency Planning Committee.*

Effective hazardous materials incident management depends on planning activities undertaken before an incident. Pre-incident planning is an ongoing process involving the County Local Emergency Planning Committee, Emergency Management Director, responders, private facilities, and the public. Pre-incident planning involves defining capabilities, roles, and responsibilities, and addressing the emergency response organization before an incident. Plans must be periodically reviewed, revised, updated, and improved as part of pre-incident planning.

There are many plans and procedures that address hazardous materials emergency response including those prepared by private facilities and transporters, and local, state, and federal agencies. This Plan is intended to help provide a basis for consistency and the integration of all plans concerning Eureka County.

PROBABILITY OF OCCURRENCE DETERMINATIONS

Where possible, the probability that a hazardous materials incident may occur will be estimated based on facility reporting and specific contingency plan information, history,

operational considerations, and risk. The likelihood of an occurrence may be categorized as follows:

Low - an occurrence is considered unlikely during the expected life of the facility assuming normal operation and maintenance.

Moderate - an occurrence is considered possible during the expected life of the facility.

High -an occurrence is considered sufficiently probable to assume an event will occur at least once during the expected life of the facility.

MITIGATION

The Eureka County Local Emergency Planning Committee and the Eureka County Emergency Management Director are primarily responsible for promoting the mitigation of hazards to reduce the potential for and impact of hazardous materials incidents.

UPDATING THE PLAN

The Local Emergency Planning Committee must review the Plan at least annually. The Committee will be responsible for making necessary changes to notification lists and resource lists.

The Local Emergency Planning Committee will make changes in basic Plan policies as it deems necessary. Routine changes, corrections and updates of the Plan will not require formal approvals. Changes in the plan will be noted in the Record of Change section of the Plan. ***(TAB 4)***

PROCEDURES FOR PUBLIC REQUESTS FOR TITLE III INFORMATION

Title III reporting information will be available to the public during normal business hours.

Requests for information should be made in writing.

All requests for Title III reporting information should be directed to the Eureka County Emergency Management Director.

Requests for information should contain the following:

Full name of the person making the request

Mailing address of the person making the request

Affiliation (company, organization, *etc.*) of the person making the request

Date of the request

Purpose of the request (optional)

Specific information requested

facility

type of information desired

Information that can be released to the public

Chemical name(s) and/or common name(s)

Maximum amount (range) of the chemical(s) on-site

General manner of storage

General location of the chemical(s) in the facility (no precise floor plans will be disclosed to the general public)

If the County does not have the requested information on file, the request will be processed as soon as practical (a facility has 30 days to provide information to the County)

INCIDENT PLANNING

INCIDENT ASSESSMENT

CHECKLIST -See the Planning Section ***(TAB 3)***

Early recognition of incident hazards, potential risks and the total situation is essential. Initial responsibility for incident assessment lies with the first responding units.

Responders should gather, evaluate, and report information regarding the presence or release of hazardous substances and the general situation before entering into or undertaking actions that would place them in a potentially contaminated environment. **On-site information gathering must be limited to that which can be obtained within the limits of each responder's level of training and protective equipment.** *Each responder should be alert to the signs, evidence, and indications of the presence of hazardous materials during fires and other emergencies, and report such information.*

Ongoing incident assessment should be conducted as a function of the incident command organization. Continuing efforts to gather and evaluate information are necessary to provide for public and responder safety and to carry out needed activities.

INCIDENT ACTION PLANNING

CHECKLIST -See the Planning Section ***(TAB 3)***

Every incident needs some type of action plan. For small, short duration incidents, the plan does not have to be written. For large, extended, or complex incidents, a plan should be written. Information is needed to understand the current situation, predict a probable course of incident events, and prepare alternate strategies and control operations for the incident.

AFFECTED POPULATION DETERMINATION METHODS

CHECKLIST -See the Planning Section ***(TAB 3)***

Eureka County will generally use all available information and methods to determine the population that may be affected by a release of hazardous materials. More specific steps are outlined in the Planning Section ***(TAB 3)***

LOGISTICS

Logistics includes all support needs to the incident. Logistics is the function that acquires and maintains the necessary resources to support the overall incident management.

Eureka County and its emergency response agencies will use those appropriate and available resources under their control before accessing outside supplies and resources.

Owing to the limited resources within Eureka County and because of the multiple functions necessary in an appropriate response, mutual aid and the use of private response and cleanup firms is likely.

Mutual or cooperative aid from surrounding jurisdictions will be sought when determined to be necessary and appropriate.

Private response and cleanup firms will be sought through the Nevada Division of Emergency Management when determined to be necessary and appropriate.

If possible, a financial commitment should be provided by the "Responsible Party" before requesting a private firm.

COMMUNICATIONS

Communications for hazardous materials incidents will conform to the County's communication policies and procedures.

COMMUNICATIONS AMONG RESPONDERS

CHECKLIST AND INITIAL RESPONSE PLAN - See the Logistics Section ***(TAB 3)***

Radio frequencies will be used in conformance with the County's standard procedures and information provided in the Logistics Section ***(TAB 3)*** Additional frequencies and nets may be established for emergency communications pursuant to the incident communications plan.

Other responding agencies without capabilities for the County's emergency radio frequency will report to the Incident Command Post to receive compatible radio equipment, if available.

In the event of a loss of primary communications, alternate forms of communications will be employed in accordance with the County's standard procedures and available resources.

Communications between responders will generally be by hand held or mobile radios on site.

The telephone is the preferred means of communications for on-site to off-site communications.

RESOURCE MANAGEMENT

CHECKLIST -See the Logistics Section ***(TAB 3)***

Resources will be managed through the use of the Incident Command System in accordance with the response provisions of this plan since the personnel and equipment required for each incident vary.

The Incident Command will request needed local resources be dispatched by Eureka County Sheriff's Dispatch/NDF Dispatch until/unless the Emergency Operations Center is activated. Upon activation of the Emergency Operations Center, requests for local, State, and federal resources will be made through the Emergency Operations Center.

The County Emergency Resources List will be maintained as the primary reference for available resources. It contains information on resource agencies, organizations, and equipment. Copies of the list are located in this plan and at the:

Eureka County Sheriff's Dispatch

Volunteer Fire Department stations in Eureka County

Eureka County Emergency Management Director's office

Resource management will generally conform to standard County and Incident Command System procedures.

Outside Resources can be accessed through the Nevada Division of Emergency Management by calling the duty officer.

SUPPLIES AND EQUIPMENT

Supplies and equipment available for responding to hazardous materials incidents and their locations are listed in the Eureka County Emergency Resources List.

Additional supplies and equipment will be obtained in accordance with the Incident Command System and County procurement procedures, and/or policies specified under Nevada Revised Statutes.

FINANCE

Hazardous materials incident response, abatement and cleanup are often very costly. Costs may quickly exceed the financial resources of Eureka County. *Financial record keeping and reimbursement efforts are extremely important in these incidents.*

FINANCIAL CONSIDERATIONS

Two general points should be kept in mind:
Whenever possible, the "Responsible Party" should bear all of the financial costs associated with a specific incident.

With few exceptions, funding sources require prior approval for the use of funds.

RESPONSIBILITIES

The person/entity causing the incident/damage is considered financially responsible.

Code of Federal Regulations, Title 40, Section 262.31 provides that a transporter must clean up any hazardous waste discharge that occurs during transport.

Responsibility for a spill/release may rest with any of several entities or a combination thereof, including shipper, carrier, driver, manufacturer/waste generator or facility owner.

FUNDING

Responsible Party

For incidents occurring on a State highway, the State is responsible for the costs if a "Responsible Party" cannot be found.

For all other incidents without a "Responsible Party" funding resources should be sought first from State and/or federal sources, including but not limited to:

State Hazardous Materials Contingency Fund

CHECKLIST -See Finance section ***(TAB 3)***

Federal Superfund (Hazardous Substance Response Trust Fund Comprehensive Environmental Response Compensation and Liability Act of 1980 (CERCLA)

Local Government Reimbursement Program

Oil Pollution Prevention, Response, Liability, and Compensation Act of 1990 Oil Spill Liability Trust Fund

Local funds

For minor incidents that neither the state nor the federal government will provide funding, it may be possible to access extremely limited local funds through the Eureka County Board of Commissioners.

DOCUMENTATION OF COSTS

CHECKLIST -See Finance section ***(TAB 3)***

Costs will be documented in accordance with the County's existing procedures for financial accounting during emergencies

Agencies and organizations involved in hazardous materials incidents are responsible for maintaining their own records of expenditures incurred for the support of subsequent claims. The recommended procedure is for all involved agencies and organizations to submit their claims and supporting information to the Eureka County Emergency Management Director for consolidation and subsequent submittal to the appropriate entity.

COST RECOVERY

Eureka County will generally seek the recovery of costs incurred for the response to, and abatement and mitigation of hazardous materials releases where a culpable responsible party is identified.

TAB 8 - TRAINING, EXERCISING AND EVALUATION

TRAINING

Effective, coordinated, and safe response to hazardous materials incidents requires specialized training and equipment. The County intends that training provide, to the greatest extent possible, a continuing improvement in the County's response capabilities.

The County intends to train to a "Hazardous Materials Operation level"
Eureka County responding personnel will train and respond at a minimum of the awareness level with some responders at operation level.
Operation level responders will respond to enable defensive actions to be taken such as:

- Scene control
- Traffic control
- Evacuations
- Controlling petroleum spills by simple techniques
  - Absorption
  - Dike, dam, diversion
- Basic emergency decontamination

The Eureka County Local Emergency Planning Committee is primarily responsible for promoting technical training for hazardous materials incidents. **Individual agencies, facilities and organizations are responsible for providing the training necessary for their mission.** Federal and state regulations address training requirements and standards for hazardous materials emergency responders. Eureka County endeavors to comply with these standards, and those of the State Fire Marshal's Office and NFPA.

POLICIES

Hazardous materials responders should receive adequate training in accordance with their response role(s), and state and federal requirements.

The County and its emergency response agencies will endeavor to provide training for first responders to the hazardous materials awareness and operations levels.

PROGRAMS

The County and its emergency response agencies will secure training for first responders to the hazardous materials awareness and operation level.

Individual agencies are responsible for documenting and maintaining records of training for their personnel.

EXERCISING

Since this Plan relies on trained personnel, it must be periodically tested and exercised to assure responders can function in an emergency. Exercising the Plan and response personnel is an integral part of the program to improve the County's hazardous materials capabilities.

POLICIES

Eureka County should regularly exercise this Hazardous Materials Plan and its response system to promote improved capabilities and coordination for hazardous materials incidents.

PROGRAMS

Hazardous materials exercises will be incorporated into Eureka County's overall emergency and disaster exercise program. The Eureka County Emergency Management Director administers the exercise program in accordance with FEMA and SARA Title III requirements.

SCHEDULES

Eureka County will have at least one drill or exercise a year, consisting of either a tabletop or field exercise.

Drills will be conducted, with critiques held afterwards.

Hazardous materials incident exercises will be conducted according to a yearly exercise schedule developed by the Local Emergency Planning Committee and coordinated with the Eureka County Emergency Management Director. The planned exercises are summarized in Attachment 1, Training and Exercising Schedule.

SCHEDULES

Eureka County agencies will schedule training to accommodate the needs and time availability of responders. Awareness and operations level training for initial certification will be scheduled as needed. Refresher courses will be scheduled annually. Current training schedules are available through the fire departments, Nevada Division of Forestry and Eureka County Local Emergency Planning Committee. A yearly schedule of planned training is included in Attachment 1, Training and Exercising Schedule ***(TAB 13)***

EVALUATION

The evaluation of exercises and actual responses to hazardous materials incidents are an important part of a total program to improve the County's planning and capabilities.

POLICIES

A critique and evaluation report should be completed after each hazardous materials exercise and incident.

RESPONSIBILITIES

It is the responsibility of the Incident Commander and/or the County Local Emergency Planning Committee to conduct a critique and compile an evaluation of exercises and incidents.

TAB 9 - COMMUNITY PLANS

Community Plans provide written information and maps describing the pertinent hazards, facilities, transportation routes, additional risk facilities, probable evacuation route(s) and/or plan(s), and other considerations for incident management in specific areas. The Community Plans focus on areas of population concentration due to their subsequent higher potential risk to the public's safety. The following Community Plans are included:

THE COMMUNITY PLANS WILL BE CREATED IN A LATER PHASE OF THE HAZARDOUS MATERIALS RESPONSE PLAN'S DEVELOPMENT.

THIS PAGE INTENTIONALLY LEFT BLANK

TAB 10 - WORKSHEETS AND FORMS

HAZARDOUS MATERIALS INITIAL REPORT FORM

GENERAL INFORMATION

Report received at_____A.M./P.M. by _____
(*date/time*) (*name of person who received report*)

from_____of _ telephone _____
(*name*) (*agency/company*)
_____

SPILLED/RELEASED MATERIAL INFORMATION

Location of spill/release _____

Material(s) spilled/released _____

Extremely hazardous substance(s)? Yes No

Means of identification _____
(*placard/ID number/manifest/etc.*)

Cause of spill/release _____

Time spill/release started_____A.M./P.M. Duration_____Rate of spill/release _____

Released into: air_____water_____soil ___ Present state: gas_____liquid_____ solid _____

Other hazardous materials in the area _____

Characteristics _____
(*color, odor, physical effects*)

Plumes_____
(*direction, height, color, odor, area covered, etc.*)

Health effects/Medical information _____

_____

LOCAL CONDITIONS

Weather _____

Terrain_____ Drainage _____

Water bodies/courses _____

POPULATION

Population endangered: number_____ Location _____

Casualties/injuries: injuries _ _____ types _____ Deaths _____
(*number*) (*number*)

RESPONSE

Agencies/organizations participating _____

Number of personnel involved _____

OTHER

Additional Information: _____

THIS PAGE INTENTIONALLY LEFT BLANK

HAZARDOUS MATERIALS REFERENCE WORKSHEET

U.N.#_____C.A.S.#_____D.O.T. GUIDE#_____S.T.C.C.#_____

Chemical Name:_____

Trade Name:_____

Synonyms:_____

Chemical Symbol:_____Nature of Associated Hazard:_____

DESCRIPTION

Physical State:_____Type of Container:_____

Appearance/Odor:_____

PROPERTIES

Flash Point:_____Ignition Temp:_____Boiling Point:_____

Flammable Limits:_____to_____% Specific Gravity (H_2O=1):_____

Vapor Density (Air=1):_____ Water Soluble:_____No Yes Slightly

HEALTH/SAFETY

Life Hazard Note:_____

Recommended Protective Clothing:_____

Most Compatible Chemical Suite:_____

REACTIVITY

Incompatible With:_____

RECOMMENDED FIRE FIGHTING METHODS/AGENTS

Extinguishment Methods:_____

Neutralization Methods:_____

Stabilization Methods:_____

EVACUATION DISTANCES

Initial:_____ Downwind:_____Crosswind:_____

Reference(s) used:_____

_____

Form filled out by:_____Date/time_____

FACILITY INFORMATION FORM

Facility Name: _____

Dept./Div. _____

Physical Address: _____

Cross Street/Location Description: _____

Type of Business: _____

EMERGENCY CONTACT INFORMATION

Facility Emergency Coordinator: _____ Title: _____
(Name)

Phone: _____ 24-HR Phone: _____
(Business/Home)

Alt. Facility Emergency Coordinator: _____ Title: _____
(Name)

Phone: _____ 24-HR Phone: _____
(Business/Home)

BUSINESS OWNER INFORMATION

Owner/Operator: _____
(Name)

Address: _____

Phone: _____ Fax: _____
(Business) (Business)

Compliance Contact: _____ Title: _____
(Name)

Phone: _____ Fax: _____
(Business) (Business)

MATERIAL(S)/SUBSTANCE(S) INFORMATION

CAS Number	Chemical Name	Max Quantity on Site	DOT Guide #

FACILITY'S PLAN FOR RESPONSE TO SPILL/RELEASE

_____

_____

_____

_____

_____

_____

FACILITY RESPONSE EQUIPMENT/CAPABILITY SUMMARY

_____

_____

_____

_____

HAZARDOUS MATERIALS RESPONSE TEAM CAPABILITIES & INFORMATION SUMMARY

_____

_____

ADDITIONAL RISK AND SPECIAL FACILITIES NEARBY

_____

_____

_____

_____

TRANSPORTATION ROUTES OF MATERIAL(S)/SUBSTANCE(S) TO FACILITY

_____

_____

_____

ADDITIONAL INFORMATION

_____

_____

_____

Report filled out by:_____ Date: _____

INCIDENT BRIEFING (ICS 201)

1. Incident Name:	2. Incident Number:	3. Date/Time Initiated: Date: Time:

4. Map/Sketch (include sketch, showing the total area of operations, the incident site/area, impacted and threatened areas, overflight results, trajectories, impacted shorelines, or other graphics depicting situational status and resource assignment):

5. Situation Summary and Health and Safety Briefing (for briefings or transfer of command): Recognize potential incident Health and Safety Hazards and develop necessary measures (remove hazard, provide personal protective equipment, warn people of the hazard) to protect responders from those hazards.

6. Prepared by: Name:_____ Position/Title:_____ Signature: _____

ICS 201, Page 1 | Date/Time:

INCIDENT BRIEFING (ICS 201)

1. Incident Name:	2. Incident Number:	3. Date/Time Initiated: Date: Time:

7. Current and Planned Objectives:

8. Current and Planned Actions, Strategies, and Tactics:

Time:	Actions:

6. Prepared by: Name: Position/Title: Signature:

ICS 201, Page 2 Date/Time:

INCIDENT BRIEFING (ICS 201)

1. Incident Name:	2. Incident Number:	3. Date/Time Initiated: Date: Time:

9. Current Organization (fill in additional organization as appropriate):

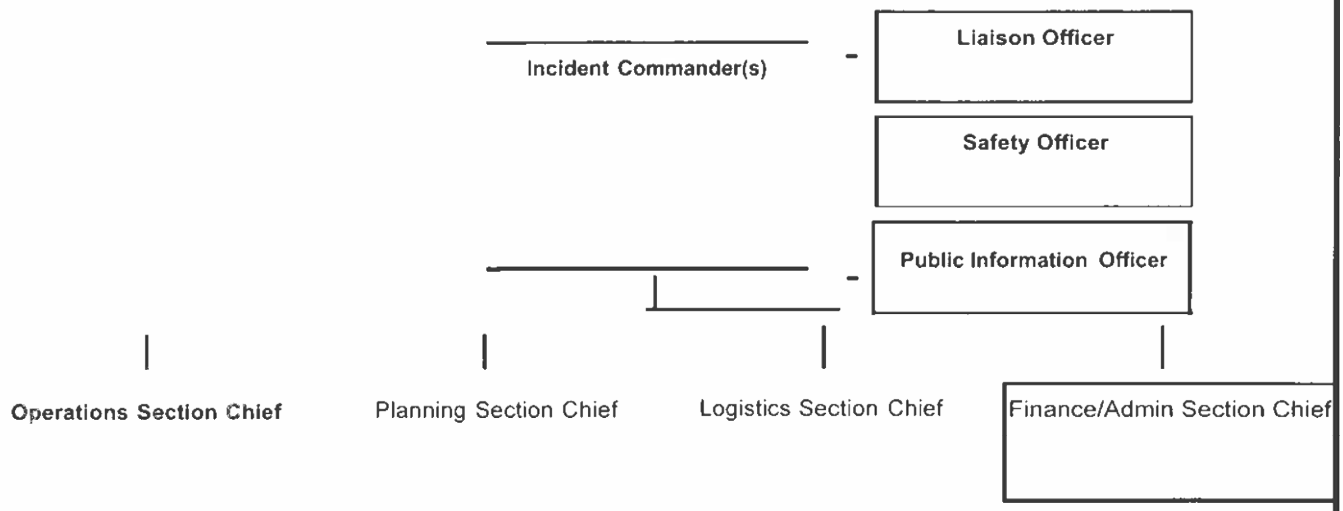

6. Prepared by: Name:_____ Position/Title:_____ Signature: _____

ICS 201, Page 3 | Date/Time:

INCIDENT BRIEFING (ICS 201)

1. Incident Name: **2. Incident Number:** **3. Date/Time Initiated:**

Date: Time:

10. Resource Summary:

Resource	Resource Identifier	Date/Time Ordered	ETA	Arrived	Notes (location/assignment/status)
				☐	
				☐	
				☐	
				☐	
				☐	
				☐	
				☐	
				☐	
				☐	
				☐	
				☐	
				☐	
				☐	
				☐	
				☐	
				☐	

6. Prepared by: Name: Position/Title: Signature:

ICS 201, Page 4 Date/Time:

THIS PAGE LEFT INTENTIONALLY BLANK

TAB 11 - FACILITIES

The list of facilities provides a brief overview of the facilities that submit information to the Eureka Local Emergency Planning Committee.

DETAILED INFORMATION IS CONTAINED IN "FACILITY CONTINGENCY PLANS"

SUBMITTED BY SOME OF THE FACILITIES. The "Facility Contingency Plans are useful tools during emergency response to the facilities and are incorporated in this annex by reference.

FOR EQUIPMENT AND OTHER RESOURCES INFORMATION, SEE THE EMERGENCY RESOURCE AND TELEPHONE LIST, SECTION 12 OF THIS RESPONSE GUIDEBOOK.

LIST OF FACILITIES

IDENTIFICATION OF FACILITIES AND CHEMICAL LISTS

1)	**Air Liquide Large Industries US LP**	*(Facility ID 2292)*
	27 Miles North of Carlin	
	EMERGENCY CONTACTS:	
	Tomas Goddard, Plant Mgr	Plant Control Room/Tech
	Ph: 775-753-8601	Ph: 775-753-8601

2)	**AT&T – NV5060, *Dunphy***	*(Facility ID 57498)*
	Ft 2W Elko Regen Hut, Dunphy	
	EMERGENCY CONTACTS:	
	Tony Ferguson, Property Manager	EH&S Hotline, Prompt 1
	Ph: 720-308-9469	Ph: 800-566-9347
	24 Hr: 720-308-9469	24 Hr: 800-566-9347

3) **AT&T - 01197**	*(Facility ID 57547)*
S 34 T19N R53E, Eureka	
EMERGENCY CONTACTS:	
Tony Ferguson, Property Manager	EH&S Hotline, Prompt 1
Ph: 720-308-9469	Ph: 800-566-9347
24 Hr: 720-308-9469	24 Hr: 800-566-9347

4) **AT&T – NVA957, Eureka**	*(Facility ID 57034)*
103 Frontier Street; US HWY 50 at MP 32.5 Highway, Eureka	
EMERGENCY CONTACTS:	
Tony Ferguson, Property Manager	EH&S Hotline, Prompt 1
Ph: 720-308-9469	Ph: 800-566-9347
24 Hr: 720-308-9469	24 Hr: 800-566-9347

5) **American Tower Corp**	*(Facility ID 58836)*
11 Miles W Carlin, NV Trl, Crescent Valley	
EMERGENCY CONTACTS:	
Megan Cook, Supervisor	Shawn Lanair, Owner/Operator
Ph: 781-926-7187	Ph: 781-926-7187
24 Hr: 877-518-6937	

6) **American Tower Corp**	*(Facility ID 57719)*
11 Miles W Carlin, NV Trl, Crescent Valley	
EMERGENCY CONTACTS:	
Megan Cook, Supervisor	Shawn Lanair, Owner/Operator
Ph: 781-926-7187	Ph: 781-926-7187
24 Hr: 877-518-6937	

7) **Battle Mountain Air Tanker Base**	*(Facility ID 59842)*
Eureka County Airport HWY 278, Eureka	
EMERGENCY CONTACTS:	
Shannon Myers, Zone Aviation Manager	Direct Site Communication
Ph: 775-421-1698	Ph: 775-421-1698
24 Hr: 775-421-1698	24 Hr: 775-623-3444

8) **Bureau Of Land Management**	*(Facility ID 59519)*
951 N. Main Highway, Eureka	
EMERGENCY CONTACTS:	
Doug Furtado, District Manager	John Serve Direct Site Communication
Ph: 775-635-4010	Ph: 775-635-9635
24 Hr: 775-623-3444	24 Hr: 775-623-3444

9) **Eureka County School District**	*(Facility ID's 51129, 58522, 58523, 61419, 62268, 62520)*
Eureka and Crescent Valley	
EMERGENCY CONTACTS:	
Doran Adams, Maintenance	Eureka Superintendent's Office
Ph: 775-237-5373	Ph: 775-237-5700
24 Hr: 775-842-7015	24 Hr: 775-455-1356

10) **Eureka County Public Works**	*(Facility ID 2300)*
S. Landfill Rd., Eureka,	
EMERGENCY CONTACTS:	
Jeb Rowley, Director	John Serve Direct Site Communication
Ph: 775-237-5372	Ph: 775-635-9635
24 Hr: 775-455-1293	24 Hr: 775-623-3444

11) **Eureka County Public Works (Eureka County Medical Clinic)**	*(Facility ID 61570)*
250 S. Main St, Eureka	
EMERGENCY CONTACTS:	
Jeb Rowley, Director	Lester Porter, Sr. Public Works Tech.
Ph: 775-237-5372	Ph: 775-237-5372
24 Hr: 775-455-1293	24 Hr: 775-388-7166

12) **Champs Fuel**	*(Facility ID 60492)*
20 N. Main St., Eureka	
EMERGENCY CONTACTS:	
Champie Douglas, Owner	
Ph: 775-722-5454	
24 Hr: 775-722-5454	

13) **Grant Canyon Oil & Gas, LLC (Three Bar Federal 25-2)**	*(Facility ID 62326)*
Hwy 278, Eureka	
EMERGENCY CONTACTS:	
Rod Prosceno, Manager	James Drayton, Contract Supervisor
Ph: 307-527-9100	Ph: 775-293-3641
24 Hr: 307-272-2315	24 Hr: 775-293-3641

14) **Grant Canyon Oil & Gas, LLC (Blackburn Unit-Pine Valley)**	*(Facility ID 57855)*
Hwy 278, Elko	
EMERGENCY CONTACTS:	
Rod Prosceno, Manager	CJ Dent, Contract Supervisor
Ph: 307-527-9100	Ph: 775-754-6007
24 Hr: 307-272-2315	24 Hr: 775-426-9812

15) **EM Resources LLC.(Dunphy Terminal)**	*(Facility ID 60686)*
230 Dunphy Rd. Bldg. D6, Dunphy	
EMERGENCY CONTACTS:	
Mark Cummings, Regional Environmental Manager	Andrew Disimone, Plant Manager
Ph: 470-599-3836	Ph: 775-777-4363
24 Hr: 470-599-3836	24 Hr: 775-777-4363

16) **Hunt & Sons, INC.**	*(Facility ID 61832)*
600 County Road 101, Eureka	
EMERGENCY CONTACTS:	
Josh Hunt, Business Manager	Galen Schorsch, Operator
Ph: 916-826-0010	Ph: 775-934-5389
24 Hr: 916-826-0010	24 Hr: 775-934-5389

17) **Level 3 Communications, Inc.**	*(Facility ID 55874)*
I-80 Exit 254, Crescent Valley-Dunphy	
EMERGENCY CONTACTS:	
Danielle Mateyka	Level 3 Communications
Ph: 720-888-1950	Ph: 720-888-1950
24 Hr: 866-864-2255	24 Hr: 866-864-2255

18) **Linde, Inc.**	*(Facility ID 2290)*
6 SR 766, Carlin	
EMERGENCY CONTACTS:	
Mark Evans, Plant Manager	Jonathon Goudy, Operator
Ph: 801-252-2129	Ph: 775-753-4933
24 Hr: 435-830-0742	24 Hr: 775-385-7597

19) **McEwen Mining Nevada, INC. (Gold Bar II)**	*(Facility ID 61873)*
Roberts Creek Road, Eureka	
EMERGENCY CONTACTS:	
Brendan Musselman, Environmental Manager	Tammy Sandvik, Enviro Coordinator
Ph: 775-346-0530	Ph: 775-299-4114
24 Hr: 775-346-0530	24 Hr: 775-316-1161

20) **Nevada Dept. of Transportation/Elko NV**	*(Facility ID 5579)*
US 50 MP 36.90, Eureka	
EMERGENCY CONTACTS:	
Maryanne Sharp, Supervisor II	John Schweble, Supervisor
Ph: 775 289-1707	Ph: 775-237-5420
24 Hr: 775-777-2748	24 Hr: 775-777-2748

21) **Nevada Dept. of Transportation/Elko NV**	*(Facility ID 55481)*
IR80 MP EU 16.77 Hwy, Emigrant Pass	
EMERGENCY CONTACTS:	
Shane Mckinnon, Supervisor II	Kendall Marlar, Supervisor
Ph: 775- 777-2731	Ph: 775-934-1801
24 Hr: 775-777-2748	24 Hr: 775-777-2748

22) **Nevada Gold Mines, LLC. (Goldstrike Mines)**	*(Facility ID 62147)*
27 miles North of Carlin Rd, Carlin	
EMERGENCY CONTACTS:	
Amanda Steensen, Environmental Manager	Michael Peck, Manager Emergency Response & HAZMAT
Ph: 775- 778-4005	Ph: 775-385-3139
24 Hr: 775-318-0345	24 Hr: 775-778-2911

23) **Nevada Gold Mines, LLC. (Goldrush)**	*(Facility ID 62153)*
Off the JD Ranch Road, Horse Creek Rd., Pine Valley	
EMERGENCY CONTACTS:	
Keith Testerman, Exploration Environmental Supervisor	Nathan Eck, Chief Geologist
Ph: 775-468-4048	Ph: 775-397-8629
24 Hr: 775-934-6266	24 Hr: 775-397-8629

24) **Nevada Gold Mines, LLC. (The Lodge at Pine Valley)**	*(Facility ID 62154)*
45 Miles South Carlin on County Rd 278, Pine Valley	
EMERGENCY CONTACTS:	
Keith Testerman, Exploration Environmental Supervisor	Nathan Eck, Chief Geologist
Ph: 775-468-4048	Ph: 775-397-8629
24 Hr: 775-934-6266	24 Hr: 775-397-8629

25) **Nevada Gold Mines, LLC. (Gold Quarry)**	*(Facility ID 62156)*
6 Miles North of Carlin Rd, Carlin	
EMERGENCY CONTACTS:	
Amanda Steensen, Environmental Manager	Michael Peck, Manager Emergency Response Team
Ph: 775- 778-4005	Ph: 775-778-2286
24 Hr: 775-318-0345	24 Hr: 775-778-2911

26) **New Cingular Wireless PCS LLC**	*(Facility ID 61314)*
ZOD ALLTELL NVO2 CHEVASPK USID108663 NW ¼ NW ¼ SECT 1 T35N R50E, Carlin	
EMERGENCY CONTACTS:	
Jeremy McGrue	MNOC HOTLINE
Ph: 214-464-1712	Ph: 800-638-2822
24 Hr: 800-566-9347	24 Hr: 800-638-2822

27) **NV Energy, Eureka Telecom Site**	*(Facility ID 59589)*
0.1 miles SE of US50/Frontier Rd intersection, Eureka	
EMERGENCY CONTACTS:	
Rich Slider, Manager	Direct Site Communication
Ph: 775-834-4114	Ph: 702-592-3165
24 Hr: 775-834-4600	24 Hr: 775-834-4600

28) **NV Energy, Chevas Telecom Site**	*(Facility ID 59577)*
2 miles N of Popovich Hill, Chevas,	
EMERGENCY CONTACTS:	
Rich Slider, Manager	Direct Site Communication
Ph: 775-834-4114	Ph: 702-592-3165
24 Hr: 775-834-4600	24 Hr: 775-834-4600

29) **Pilot Thomas Logistics, LLC, Beowawe**	*(Facility ID 62599)*
1 Mile E of State Route 306 Rd, Beowawe	
EMERGENCY CONTACTS:	
Bryan Christina, Environ Compl Manager	Facility Contact
Ph: 304-204-1794	Ph: 775-754-6765
24 Hr: 304-204-1794	24 Hr: 304-204-1794

30) **Pilot Thomas Logistics, LLC, Dunphy Bulk**	*(Facility ID 62605)*
Exit 254 I-80 Freeway, Dunphy, NV 89822	
EMERGENCY CONTACTS:	
Bryan Christina, Environ Compl Manager	Facility Contact
Ph: 304-204-1794	Ph: 775-754-6765
24 Hr: 304-204-1794	24 Hr: 304-204-1794

31) **QWEST Corp, dba Centurylink**	*(Facility ID 6259)*
I-80 Exit 279, 8.8 miles S., 1.6 miles W. Rd Bldg, Palisade	
EMERGENCY CONTACTS:	
Danielle Mateyka, Regulatory POC	Direct Site Communication
Ph: 720-888-1950	Ph: 702-796-1005
24 Hr: 509-981-1708	24 Hr: 866-864-2255

32) **I-80 Gold Corp - Ruby Hill Mine**	*(Facility ID 61049)*
Intersection Hwy 50/SR 278, Eureka	
EMERGENCY CONTACTS:	
Dennis Gordon, Safety	Direct Site Communication
Ph: 775-340-9598	Ph: 775-401-6434
24 Hr: 775-340-9598	24 Hr: 775-397-7158

33) **Saconix, Dunphy Acid Terminal**	*(Facility ID 61970)*
230 Dunphy Rd, Battle Mountain	
EMERGENCY CONTACTS:	
Ralph Wright, Terminal Manager	Direct Site Communication
Ph: 903-812-9230	Ph: 903-812-9230
24 Hr: 903-812-9230	24 Hr: 903-812-9230

34) **Sam's Corner Store**	*(Facility ID 51176)*
3093 Crescent Ave., Battle Mountain	
EMERGENCY CONTACTS:	
Rajpal Bharta, Manager	Jasbir Dhillon, Owner
Ph: 775-468-1182	Ph: 775-468-1182
24 Hr: 775-397-0324	24 Hr: 775-468-1182

35) **Sprint/United Management Co.**	*(Facility ID 62522)*
Sprint Beowawe, NV Regen, Railroad Station Access Rd., Beowawe	
EMERGENCY CONTACTS:	
John Denholm, Sr. Program Manager	Direct Site Communication

36) **Suburban Propane, LP**	*(Facility ID 57988)*
Hwy 278, 1st place on the right, Eureka	
EMERGENCY CONTACTS:	
Bob Dory, Driver	Blake Hayward Regulatory POC
Ph: 775-237-5198	Ph: 775-289-2901
24 Hr: 775-318-0136	24 Hr: 775-296-1594

37) **Summit Terminaling Services, Jayhawk Terminal**	*(Facility ID 61286)*
Hwy 278, 1st place on the right, Eureka	
EMERGENCY CONTACTS:	
Cameron Murphy, Terminal Manager	Mike Turchi, General Manager
Ph: 775-315-5343	Ph: 678-644-9657
24 Hr: 775-315-5343	24 Hr: 678-644-9657

38) **Tonkin Springs, LLC**	*(Facility ID 6956)*
1 Mile E. of SR 306, Beowawe	
EMERGENCY CONTACTS:	
Brendan Musselman, Environmental Manager	Sean Pecorino, Environ Coordinator
Ph: 775-346-0530	Ph: 775-299-4141
24 Hr: 775-385-9920	24 Hr: 775-385-9920

39) **TS Power Plant, Nevada Gold Energy, LLC**	*(Facility ID 56921)*
450 TS Power Plant Road, Beowawe	
EMERGENCY CONTACTS:	
Rodney Glinsmann, Environmental Mgr.	Shift Supervisor
Ph: 775-635-6590	Ph: 775-748-1832
24 Hr: 775-401-1202	24 Hr: 775-397-1824

40) **Verizon Wireless, Dunphy (ID: 12988396)**	*(Facility ID 60160)*
Dunphy I-80, Crescent Valley	
EMERGENCY CONTACTS:	
Network Ops Control Ctr.	Susan Calderon Manager
Ph: 800-264-6620	Ph: 908-559-4600
24 Hr: 800-386-9639	24 Hr: 800-386-9639

41) **Verizon Wireless, Crescent Valley (ID: 16739232)**	*(Facility ID 59839)*
74 McDaniel Way, Crescent Valley	
EMERGENCY CONTACTS:	
Network Ops Control Ctr.	Susan Calderon Manager
Ph: 800-264-6620	Ph: 908-559-4600
24 Hr: 800-386-9639	24 Hr: 800-386-9639

42) **Verizon Wireless, North Carlin Leeville (ID: 24295376)**	*(Facility ID 60688)*
0 Newmont Mine, Carlin NV 89822	
EMERGENCY CONTACTS:	
Network Ops Control Ctr	Susan Calderon Manager
Ph: 800-264-6620	Ph: 908-559-4600
24 Hr: 800-386-9639	24 Hr: 800-386-9639

43) **Western Explosives Systems – WESCO**	*(Facility ID 62495)*
Ruby Hill Mine, Eureka, NV 89316	
EMERGENCY CONTACTS:	
Tim Wright, HSE Manager	Garrett Shaw, NV Manager
Ph: 801-484-6557	Ph: 801-484-6557
24 Hr: 520-404-4442	24 Hr: 505-862-3998

THIS PAGE LEFT INTENTIONALLY BLANK

TAB 12 - EMERGENCY RESOURCES/CONTACTS LIST

Ambulance

Company	Type	Dispatch #	Office #
Carlin	ILS	775-777-7300	775-754-6710
Crescent Valley	B(2)/1ILS	911 or 775-237-5701	775-468-0241
Elko County	ALS	Interagency: 775-777-7300	775-738-5382 775-738-8046
Eureka/Diamond Valley	(3) ILS	911 or 775-237-5701	775-237-5306

Air Ambulance

Company	Type	Dispatch #	Based	Flight Time
Reach Air	Helicopter/ Airplane	800-338-4055	Ely & Elko	35-50 min
Medex Air	Helicopter/ Airplane	844-771-4955	Ely & Elko	35-50 min

Community Organizations

Organization	President/ Representative	Phone	Location
Lions Club	Kenny Sanders	775-318-0675	Eureka
American Red Cross Northern NV Chapter	Mary Powell, Executive Director	775-856-1000	Eureka & Elko
American Red Cross	Mary Powell, Executive Director	775-856-1000	Reno

Eureka County Departments

Organization	Name	Phone	Location
Assessor	Michael Mears	775-237-5270	Eureka
Beowawe VFD	Mike Sansinena	775-635-9774	Beowawe
Treasurer	Pernecia Johnson	775-237-5262	Eureka
County Commission	Marty Plaskett	775-721-0087	Eureka
County Commission	Mike Schoenwald	208-841-2499	Crescent Valley
County Commission	Rich McKay	775-293-1788	Eureka
Crescent Valley VFD	Jeremy Rice	775-304-0440	Crescent Valley
Diamond Valley VFD	Ty Sestanovich	775-225-3538	Diamond Valley
District Attorney	Ted Beutel	775-237-5315	Eureka
District Court	Judge Steve Dobrescu / Judge Gary Fairman	775-237-5530	Eureka
Dunphy VFD	George Huntington	775-224-2890	Dunphy
Emergency Management	Jeb Rowley	775-237-5372	Eureka
Emergency Medical Service	Nichole Cooley	775-237-5306	Eureka
Eureka VFD	Dan Brown	775-761-7315	Eureka
Justice Court	Dorothy Rowley	775-237-5540	Eureka
Pine Valley VFD	Ray Bailey	775-754-2225	Pine Valley
Public Works Dept.	Jeb Rowley	775-237-5372	Eureka
Clerk/Recorder	Kathy Bowling	775-237-5263	Eureka
Road Dept.	Michael Mentaberry	775-455-1778	Eureka
Sheriff	Miles Umina	775-237-5330	Eureka

Emergency Management

County	Phone	Location
Elko, Lee Cabinass	Office 775-748-0460	Elko
Eureka, Jeb Rowley	775-237-5372	Eureka
Lander, Sheriff Ron Unger	775-635-1100	Battle Mountain
NV Div. Emergency Management	775-687-0300	Carson City
Nye, Scott Lewis	775-751-4279	Pahrump
White Pine, Mathias Rieske	775-293-6500	Ely

Environmental & Federal Agencies

Organization	Office Phone	Emergency	Location
Bureau of Land Management		775-635-4000	Battle Mountain
Bureau of Land Management		775-753-0200	Elko
Bureau of Land Management		775-861-6400	Reno
Department of Energy	702-295-3126		N. Las Vegas
Drug Enforcement Admin.	702-759-8000	(clandestine drug labs)	Reno
Drug Enforcement Admin.	702-385-1706		Las Vegas
Environmental Protection Agency	800-300-2193 3 Choices:	24 hr. spill notification	San Francisco
Press 1 for the National Response Center (800-424-8802) Press 2 for the EPA Region 9 Environmental Information Hotline Press 3 for the Regional Response Center duty officer (415-947-4400)			

Organization	Office Phone	Emergency	Location
NV Div. Environmental Protection	775-687–4670	888-331-6337	Carson City
National Response Center (Toxic Chemical & Oil spills)		800-424-8802	
Toxic Substance & Disease Registry		800-232-4636	
Bureau of Alcohol, Tobacco, Firearms & Explosives	Industry Relations 775-567-6050	Criminal Enforcement 775-567-6045	Reno
US Enviro. Protection Agency	415-947-8000	800-300-2193	San Francisco, CA
US Forest Service	775-964-2671		Austin

Fire Departments

Organization	Name	Phone	Location
Beowawe VFD	Mike Sansinena	775-635-9774	Beowawe
Bureau of Land Management		775-635-4000	Battle Mountain
Bureau of Land Management		775-753-0200	Elko
Carlin VFD	Linda Bingaman	775-754-6969	Carlin
Crescent Valley VFD	Jeremy Rice	775-304-0440	Crescent Valley
Diamond Valley VFD	Ty Sestanovich	775-225-3538	Diamond Valley
Dunphy VFD	George Huntington	775-224-2890	Dunphy
Eureka VFD	Dan Brown	775-761-7315	Eureka
Pine Valley VFD	Ray Bailey	775-754-2225	Pine Valley
US Forest Service		775-964-2671	Austin

Medical Services

Organization	Phone	Location
Crescent Valley Medical Clinic	775-468-1010	Crescent Valley
Eureka Medical Clinic	775-237-5642	Eureka
Northeastern NV Regional Hospital	775-738-5151	Elko
St. Mary's Hospital	775-770-3000	Reno
Poison Control Information	800-222-1222	Reno
Renown Medical Center	775-982-7000	Reno
William Bee Ririe Hospital	775-289-3001	Ely
Northern Nevada Medical Center	775-331-7000	Sparks

HazMat Information

Organization	Office	Emergency Phone
Chemtrec	1-800-262-8200	800-424-9300

HazMat Clean Up

Organization	Type	Phone	Location
Clean Harbors	Waste Disposal	702-258-0109	Las Vegas
Clean Harbors	Waste Disposal	775-331-9400	Sparks
Clean Harbors	Waste Disposal	435-843-4840	Toole, UT

HazMat Teams

Organization	Type	Phone	Location
Elko Fire Department	Paid	775-777-7300-Em 775-777-7345-Ad	Elko
I-80 Gold – Ruby Hill Mine	Paid	Dennis Gordon	Eureka

Organization	Type	Phone	Location
Kinross – Bald Mountain Mine	Paid	Jason Cooley	Eureka
Kinross - Round Mountain	Volunteer	775-377-2508	Round Mountain
NV Gold Mines – Cortez Mine	Paid	Lance Ivory	Crescent Valley
Southern Hazmat Team	Volunteer	775-751-4279	Pahrump
West Wendover Fire Department	Paid/Volunteer	775-664-2274	West Wendover, NV

Law Enforcement

Organization	Phone	Emergency	Location
Carlin PD	775-754-2221	775-754-6710	Carlin
Elko County Sheriff	775-777-7300 775-738-3421		Elko
Elko Interagency Dispatch	775-748-4000	775-777-7300/911	Elko
Elko Central Dispatch	775-748-4000	775-777-7300	Elko
Elko City Police Dept	775-777-7310		Elko
Eureka County Sheriff	775-237-5330	775-237-5701/911	Eureka
Eureka County Substation	775-468-0589	775-237-5701/911	Crescent Valley
Federal Bureau of Investigations	775-738-1880		Elko
Lander County Sheriff	775-635-5161		Battle Mountain
Lander County Substation	775-964-2122		Austin
NV Investigation Division	775- 684-7431		Carson City
NV Highway Patrol	775-753-1111	775-753-1111/911	Elko
Nye County Sheriff	775-482-8110		Tonopah

Organization	Phone	Emergency	Location
White Pine County Sheriff	775-289-8808	775-289-4833	Ely

Media

Organization	Type	Phone	Location
Elko Daily Free Press	Newspaper	775-738-3118	Elko
The Eureka County Star	Newspaper	775-778-5829	Eureka
KDSS 92.7 FM	Radio	775-289-6474	Ely
KELK 1240 AM	Radio	775-738-1240	Elko
KHIX 96.7 FM	Radio	775-777-1196	Carlin
KLKO 93.7 FM	Radio	775-738-1240	Elko
KOLO	Television	775-858-8880	Reno
KRJC 95.3 FM	Radio	775-738-1240	Elko
KRNV	Television	775-322-4444 775-785-1210	Reno
KTVN	Television	775-861-4290 775-858-6397	Reno

Poison Information

Organization	Phone	Location
Poison Control Center	800-222-1222	National

Schools

Organization	Phone	Location
Crescent Valley Elementary	775-468-0213	Crescent Valley
Eureka Elementary	775-237-5700	Eureka

Organization	Phone	Location
Eureka High School	775-237-5361	Eureka
Superintendent's Office	775-237-5373	Eureka

Search & Rescue

Organization	Phone	Emergency	Location
Eureka Search & Rescue	775-237-5701	775-237-5701 or 911	Eureka

State Agencies

Organization	Phone	Emergency	Location
NV Div. of Emergency Management	775-687-0300	775-687-0400	Carson City
NV Dept. of Transportation John Schweble, Jr.	775-237-5420	775-777-2748	Eureka
NV Dept. of Transportation	775-777-2700		Elko
NV Div. of Forestry	775-754-2635		Carlin
NV Div. of Investigation	775-684-7412		Carson City
NV Div. of Investigation	775-777-2507		Elko
NV Highway Patrol	775-753-1111	775-753-1111/911	Eureka
NV Environmental Health Dept	775-753-1138		Elko
NV Radiological Health	775-687-7550		Carson City

State Officials

Organization	Phone	Location
Senator Jacky Rosen	202-224-6244	Washington, DC
Assemblyman Bert Gurr	775-684-8831	Elko

Organization	Phone	Location
Senator Pete Goicoechea	775-237-5300	Eureka

Transportation

Organization	Phone	Location
Crescent Valley Elementary	775-468-0213	Crescent Valley
Crescent Valley Senior Center	775-468-0466	Crescent Valley
Eureka Elementary	775-237-5700	Eureka
Eureka High School	775-237-5361	Eureka
Superintendent's Office	775-237-5373	Eureka
Eureka Senior Center	775-237-5597	Eureka
NV Dept. of Transportation	775-289-1700	Ely

Utilities

Organization	Phone	Location
Eureka County Public Works	775-237-5372	Eureka
Mt. Wheeler Power	775-237-5497	Eureka
AT&T	877-469-2355	Reno
NV Energy	775-834-4444	Reno

Voluntary Organizations

Organization	Phone	Phone	Location
Lions Club	Kenny Sanders	775-318-0675	Eureka
American Red Cross	Mary Powell, Executive Director	775-856-1000	Reno
American Red Cross Northern NV Chapter	Mary Powell Community Relations	775-856-1000	Eureka & Elko

EQUIPMENT LISTS

Beowawe

Category	Equipment	Location
Extrication	Paratech 50-ton airbag system	Vol. Fire Dept
	2001 Mag. Cutter w/portable power unit	Vol. Fire Dept.
	2004 med. Ram w/portable power unit	Vol. Fire Dept.
	Amkus extrication equip.	Vol. Fire Dept.
Fire Apparatus Property #: 6367 (Type S1) Water Tender	BEO 62- 10' Kenworth; 10-wheel; Non-Tactical Tender 3000 gal; 500 gpm	Vol. Fire Dept.
Property #: 5729 (Type 6) Wildland	BEO 32 - '07 Ford F-550; 4x4 Crew Cab; Amkus Extrication; 300 Gal	Vol Fire Dept
Property #: 3501 (Type 6) Wildland	BEO 54 - '98 Intl; 4x4; 1 ½ ton; 500-gal / 500 gpm	Vol. Fire Dept.
Haz Mat Equipment	Briggs & Stratton Portable Generator 16 hp with 2 sets of halogen lights	Vol. Fire Dept
	Tempest Power Blower	Vol Fire Dept
	Honda Power Inverter 2000i	Vol Fire Dept
SCBA (Self Contained Breathing Apparatus)	8 SCBA's	Vol Fire Dept.
	22 spare SCBA Cylinders	Vol Fire Dept.
Search & Rescue	86' Ford Command Post	Beowawe
	Jeep	Beowawe
	Utility Trailer Box style	Beowawe
	Polaris Utility Terrain Vehicle	Beowawe

Beowawe Contacts:

Contact	Emergency Contact	Office & Fax
Mike Sansinena, Vol Fire Chief	775-635-9774	775-237-5372
Jeb Rowley, Emergency Manager	911 or 775-455-1293	Office: 775-237-5372 Fax: 775-522-0909

Contact	Emergency Contact	Office & Fax
Michael Mentaberry, Road Foreman	911 or 775-455-1778	Office: 775-237-5372 Fax: 775-522-0909
Miles Umina, Sheriff	911 or 237-5701	Office: 775-237-5330 Fax: 775-237-5704
NV Highway Patrol	775-753-1111	Office: 775-753-1111 Fax: 775-753-1296
Nichole Cooley, EMS	911 or 775-420-7739	Office: 775-237-5306 Fax: 775-254-0280

Crescent Valley

Category	Equipment	Location
Ambulances	ILS Ambulance 980 - '06 Ford 4x4 Type I	Crescent Valley
	ILS Ambulance 981 - '12 Chevrolet Type I 4x4	Crescent Valley
	Polaris Off Road Rescue Utility Trailer	Crescent Valley
Fire Apparatus Property #: 4462 (Type 3) Wildland	CV 53 - 01' Freightliner; 4x4; 2-ton; 500 gal; 500 gpm	Vol Fire Dept.
Property #: 1798 (Type 3) Wildland	CV 51 - '91 Intl; 750 gal; 1000 gpm	Vol Fire Dept
Property #: 5975 (Type 6) Wildland	CV 31 - '08 Ford F-550; 4x4 Crew Cab Amkus Extrication; 300 gal	Vol Fire Dept.
Property #: 6366 (Type S1) Water Tender	CV 63 - '10 Kenworth; 10 Wheel; Non-Tactical; 3000 gal; 500 gpm	Vol Fire Dept.
Property #: 7977 (Pick-up)	CV Command Truck- '15 Chevrolet 1500 - QRV	Vol Fire Dept.
Fire Equipment	1 portable cascade air system for filling SCBA cylinders	Vol. Fire Dept.
	1 Hale 11 hp portable pump	Vol. Fire Dept.

Category	Equipment	Location
Hazardous Materials Equip	2 Tigercats & 1 liners	EMS
	4 Reservoirs	EMS
	4 Dispos – A – Con showers	HazMat Trailer
	4 Coveralls w/hoods	HazMat Trailer
	8 Coveralls	HazMat Trailer
	4 Safety Goggles	HazMat Trailer
	4 Blankets	HazMat Trailer
	4 Disaster Pouch	HazMat Trailer
	4 Spillblocker Dike	HazMat Trailer
	48 Oilup Pillows	HazMat Trailer
	8 – 50 lb. bags Floor Dry	HazMat Trailer
	8 Tarps	HazMat Trailer
	8 Medical Gloves	HazMat Trailer
	4 Soap bars	HazMat Trailer
	10 Ziplock bags and 4 Trash Bags	HazMat Trailer
	8 Bath towels	HazMat Trailer
	2 Drainblocker Drain Plug	HazMat Trailer
	16 Petroleum Boom	HazMat Trailer
	1 Disposable Mats	HazMat Trailer
	1 Generator & 2 Lighting sets	HazMat Trailer
	Level B suits, 2 Lg & 3 XL	HazMat Trailer
	200 Doff It Kits	HazMat Trailer
Law Enforcement Vehicles	2 4x4 SUV,	Sheriff Office
	2 4x4 Pick up	Sheriff Office
Transportation	3 School Buses	School District
	'06 Ford Van; seats 4 people	Senior Center

Category	Equipment	Location
	'11 Ford Star Trans Van, E350, w/wheelchair ramp; seats 10 people	Senior Center
	'10 GMC Yukon, Seats 4 people	Senior Center

Crescent Valley Contacts

Contact	Emergency Contact	Office & Fax
Jeremy Rice Vol Fire Chief	775-401-0066	Station: 775-468-0238
Jeb Rowley, Emergency Manager	911 or 775-455-1293	Office: 775-237-5372 Fax: 775-522-0909
Michael Mentaberry, Road Foreman	911 or 775-455-1778	Office: 775-237-5372 Fax: 775-522-0909
Crescent Valley Office		Office: 775-468-0326 Fax: 775-468-0331
Miles Umina, Sheriff	911 or 237-5701	Office: 775-237-5330 Fax: 775-237-5704
NV Highway Patrol	775-753-1111	Office: 775-753-1111 Fax: 775-753-1296
Nichole Cooley, EMS	911 or 775-420-7739	Office: 775-237-5306 Fax: 775-254-0280

Diamond Valley

Category	Equipment	Location
Ambulance	ILS Ambulance 929 - '00 Ford Type I	11th & Gold St
Fire Apparatus Property #: 3022 (Type S1) Water Tender	DV 68- '85 Kenworth; 6x2; Tender; 3000 gal; 500 gpm	Vol. Fire Dept.
Property #: 4519 (Type 3) Wildland	DV 51- '02 Freightliner; 6x6; 2 ½ ton; 1000 gal; 500 gpm	Vol. Fire Dept.

Category	Equipment	Location
Property #: 6570 (Rescue Truck)	DV 31- '08 Chevrolet; Rescue K5500; 4x4 Crew Cab; 300 gal; 250 gpm	Vol. Fire Dept.
Property #: 5719 (Type 3) Wildland	DV 46- '94 Intl 4800; 4x4; 800-gal/250 gpm	Vol Fire Dept.
SCBA (Self Contained Breathing Apparatus)	8 SCBA's	Vol Fire Dept.
	28 SCBA Spare Cylinders	Vol Fire Dept.
	RIT Kit	Vol Fire Dept
Extrication Equipment	50-ton lifting air bag	Rescue Truck
	40-ton lifting air bag	Rescue Truck
	Jaws of Life	Rescue Truck
	Power Cutter	Rescue Truck
	Air Chisel	Rescue Truck
	3,000 Portable Tank H2O	Rescue Truck
	Tarps	Rescue Truck
	2 K-12 Rescue Saws	Rescue Truck
	Sawzall	Rescue Truck

Diamond Valley Contacts

Contact	Emergency Contact	Office & Fax
Ty Sestanovich, Vol Fire Chief	911 or 775-237-5701	C: 775-340-4966 Station: 775-237-7070
Jeb Rowley, Emergency Manager	911 or 775-455-1293	Office: 775-237-5372 Fax: 775-522-0909
Michael Mentaberry, Road Foreman	911 or 775-455-1778	Office: 775-237-5372 Fax: 775-522-0909
Miles Umina, Sheriff	911 or 237-5701	Office: 775-237-5330 Fax: 775-237-5704

Contact	Emergency Contact	Office & Fax
NV Highway Patrol	775-753-1111	Office: 775-753-1111 Fax: 775-753-1296
Nichole Cooley, EMS	911 or 775-420-7739	Office: 775-237-5306 Fax: 775-254-0280

Dunphy

Category	Equipment	Location
Fire Apparatus Property #: 5649 (Type 6) Wildland	Fire Truck DUN 36- '06 Ford F-550; 4x4 Crew Cab; 300 gal	Vol Fire Dept.
Property #: 3489 (Type 3) Wildland	Fire Truck DUN 51 – '98 Intl 4800; 4x4; 2-ton 500 gal; 500 gpm	Vol Fire Dept.
Property #: 7616 (Type S1) Water Tender	DUN 62 - '68 Kaiser; 6x6; 5 ton; 1800 gal; 5000 gpm	Vol Fire Dept.

Dunphy Contacts:

Contact	Emergency Contact	Office & Fax
George Huntington Vol Fire Chief	775-224-2890	C: 775-224-2890
Jeb Rowley, Emergency Manager	911 or 775-455-1293	Office: 775-237-5372 Fax: 775-522-0909
Michael Mentaberry, Road Foreman	911 or 775-455-1778	Office: 775-237-5372 Fax: 775-522-0909
Miles Umina, Sheriff	911 or 237-5701	Office: 775-237-5330 Fax: 775-237-5704
NV Highway Patrol	775-753-1111	Office: 775-753-1111 Fax: 775-753-1296

Contact	Emergency Contact	Office & Fax
Nichole Cooley, EMS	911 or 775-420-7739	Office: 775-237-5306 Fax: 775-254-0280

Eureka

Category	Equipment	Location
Ambulances	ILS Ambulance 919 - '03 International Type III	Ambulance Bay
	ILS Ambulance 939 - 19 Ford 4 x 4	Ambulance Bay
	Polaris Off Road Rescue w/trailer 6x6	Ambulance Bay
Extrication Equipment	Paratech 50-ton Lifting air bag	Rescue Truck
	1 Jaws of Life	Rescue Truck
	Power Cutter	Rescue Truck
Fire Apparatus Property #: 1894 (Type 1) Structure	EU 51 - '90; Pumper/Tender; 6x2; 10 wheel; 2500 gal; 1250 gpm,	Vol. Fire Dept.
Property #: 4798 (Type 3) Wildland	EU 41 - '90 Intl; 4x4; 2 ton; 800 gal 95 gpm	Vol. Fire Dept.
Property #: 2589 (Type S1) Water Tender	EU 69 - '85 Kenworth; 10 Wheel Tender; 6x2; 3200 gal	Vol. Fire Dept
Property #: 6107 (Type 6) Wildland	EU 26- '08 Ford F-550; 4x4 Crew Cab; 300 gal	Vol. Fire Dept.
Property #: 5678 (Type 1) Structure	EU 55 - '85 Seagrave; 4x4; Structure Engine	Vol. Fire Dept.
Property #: 5908 (Type 3) Wildland	EU 42 – '93 Intl; 4x4; 2 ton; 800 gal; 95 gpm	Vol Fire Dept.
Property #: 5870 (Type 6) Wildland	EU 31 – '08 Ford F-550; 4x4 Crew Cab Rescue/CAFS/Amkus Ext; 300 gal	Vol Fire Dept.
Property #: 99 (Type 2) Structure	EU 52 – '68 Ford; 4x4 Type 1 Engine; 500 gal; 750 gpm	Vol Fire Dept.
Property #: 8668 (Type 3) Wildland	**EU-43: '06 Intl; 4x4; 2 ton; 800gal; 95gpm**	Vol Fire Dept.
Property #: 6802 (Type 6) Wildland	**EU-01: '11 GMC Sierra 2500; 4x4; 1 ton**	Vol Fire Dept.

Category	Equipment	Location
Fire Equipment	1 portable Cascade Air System for filling SCBA cylinders	Vol. Fire Dept.
	1 small Portable Pump	Vol. Fire Dept.
	1 Salvage Cover	Vol. Fire Dept.
	2 Smoke Ejectors	Vol. Fire Dept.
Hazardous Materials Equip	1 Paratech tank sealing kit	Rescue Truck
	2 Tigercats & 3 liners	EMS
	4 Reservoirs	EMS
	4 Dispos - A - Con showers	HazMat Trailer
	4 Coveralls w/hoods	HazMat Trailer
	8Coveralls	HazMat Trailer
	4 Safety Goggles	HazMat Trailer
	4Blankets	HazMat Trailer
	4 Disaster Pouch	HazMat Trailer
	4 Spillblocker Dike	HazMat Trailer
	48 Oilup Pillows	HazMat Trailer
	8 – 50 lb. bags Floor Dry	HazMat Trailer
	8 Tarps	HazMat Trailer
	8 Medical Gloves	HazMat Trailer
	4 Soap bars	HazMat Trailer
	10 Ziplock and 4 trash bags	HazMat Trailer
	8 Bath towels	HazMat Trailer
	10 Drainblocker Drain Plug	HazMat Trailer
	16 Petroleum Boom	HazMat Trailer
	1 Disposable Mats	HazMat Trailer
	1 Generator & Lighting	HazMat Trailer
	Level B suits, 3 size L & 2 size XL	HazMat Trailer

Category	Equipment	Location
	200 Doff It Kits	HazMat Trailer
Heavy Equipment	1 Air Compressor	Public Works
	3 Backhoe	Public Works
	1 Bulldozer	Public Works
	3 Dump Trucks	Public Works
	2 Front-End Loader	Public Works
Law Enforcement	7 patrol cars	Sheriff Office
Vehicles		
	2 4x4 Pick-Up	Sheriff Office
	2 4x4 SUVs	Sheriff Office
	Mobile Command Post, 1-ton Chevy Van with Base Station and CB unit	Sheriff Office
	Van	Sheriff Office
Sand Bags	400 Sand Bags	Public Works
SCBA (Self Contained Breathing Apparatus)	2 - 30 min. Survivair SCBA's	Sheriff Office
	1 - 30 min. SCBA's	Rescue Truck (Sheriff Office/Vol Fire Dept)
	14 SCBA's	Vol Fire Dept.
	12 spare SCBA Cylinders	Vol Fire Dept.
Search & Rescue	1 – '97 Jeeps	Sheriff Office
Nevada Highway Patrol	Pick-Up	NHP Eureka
Transportation	8 School Buses	School District
	'00 Ford Van with ramp; seats 17 people	Senior Center
	'08 Ford Van; seats 5 people	Senior Center
	'19 Acadia; seats 5 people	Senior Center

Gund Ranch-Grass Valley

Category	Equipment	Location
Fire Apparatus	E-08 - '68 Kaiser; 5 ton; 6x6; 2500 gal; 95 gpm	Gund Ranch
	E-04 - '90 Intl; 4x4; 2 ton; 800 gal; 95 gpm	Gund Ranch
SCBA (Self Contained Breathing Apparatus)	1 SCBA	NDF
	1 spare SCBA Cylinder	NDF

Gund Ranch-Grass Valley Contacts

Contact	Emergency Contact	Office & Fax
John Wilker	911 or 775-964-2026	H: 775-964-2026
Jeb Rowley, Emergency Manager	911 or 775-455-1293	Office: 775-237-5372 Fax: 775-522-0909
Michael Mentaberry, Road Foreman	911 or 775-455-1778	Office: 775-237-5372 Fax: 775-522-0909
Miles Umina, Sheriff	911 or 237-5701	Office: 775-237-5330 Fax: 775-237-5704
NV Highway Patrol	775-753-1111	Office: 775-753-1111 Fax: 775-753-1296
Nichole Cooley, EMS	911 or 775-420-7739	Office: 775-237-5306 Fax: 775-254-0280

Maggie Creek

Category	Equipment	Location
Fire Apparatus	E-06 - '98 Dodge W-250; 4x4 Reg Cab; 150 Gal; 125 gpm	Maggie Creek

Maggie Creek Contacts

Contact	Emergency Contact	Office & Fax
Jon Griggs	775-397-1389	
Jeb Rowley, Emergency Manager	911 or 775-455-1293	Office: 775-237-5372 Fax: 775-522-0909
Michael Mentaberry, Road Foreman	911 or 775-455-1778	Office: 775-237-5372 Fax: 775-522-0909
Miles Umina, Sheriff	911 or 237-5701	Office: 775-237-5330 Fax: 775-237-5704
NV Highway Patrol	775-753-1111	Office: 775-753-1111 Fax: 775-753-1296
Nichole Cooley, EMS	911 or 775-420-7739	Office: 775-237-5306 Fax: 775-254-0280

Nevada Division of Forestry

Category	Equipment	Location
Fire Apparatus	A-11 - '11 GMC; 4x4; ¾ ton; Crew Cab Command Vehicle	NDF
	A-11 - '06 Ford F-250; 4x4 Crew Cab Command Vehicle	NDF
SCBA (Self Contained Breathing Apparatus)	1 SCBA	NDF
	1 Spare SCBA Cylinders	NDF

Nevada Division of Forestry Contacts:

Contact	Emergency Contact	Office & Fax
Jeb Rowley, Emergency Manager	911 or 775-455-1293	Office: 775-237-5372 Fax: 775-522-0909

Contact	Emergency Contact	Office & Fax
Michael Mentaberry, Road Foreman	911 or 775-455-1778	Office: 775-237-5372 Fax: 775-522-0909
Miles Umina, Sheriff	911 or 237-5701	Office: 775-237-5330 Fax: 775-237-5704
NV Highway Patrol	775-753-1111	Office: 775-753-1111 Fax: 775-753-1296
Nichole Cooley, EMS	911 or 775-420-7739	Office: 775-237-5306 Fax: 775-254-0280

Pine Valley

Category	Equipment	Location
Fire Apparatus Property #: 5939 (Type 3) Wildland	PV 33 - '08 Ford F-550; 4x4 Crew Cab; 300 gal	Vol. Fire Dept.
Property #: 3502 (Type 3) Wildland	PV 52 - '98 Intl; 4x4; 2 ton; 500 gal; 500 gpm	Vol Fire Dept.
Property #: 7617 (Type S1) Water Tender	PV (Kaiser) - '74 Am General; 5 ton; 6x6; 2200 gal; 500 gpm	Vol Fire Dept
Property #: 5531 (Type 3) Wildland	PV 46 - '90 Intl; 4x4; 2 ton; 800 gal; 95 gpm	Rand Ranch/Tomera's
Property #: 1891 (Type 6) Wildland	PV 31 - '92 Ford; 4x4; 1 ton; 200 gal; 125 gpm	Union Pass E of SR 278 (Leroy Sestanovich)
Property #: 1892 (Type 6) Wildland	PV 36 - '92 Ford; 4x4; 1 ton; 200 gal; 125 gpm	Sheep Creek W of SR 278 (NV Gold Mines)
Property #: 5938 (Type 3) Wildland	PV 41 – '94 Intl; 4x4; 2 ton; 500 gal; 500gpm	Pine Valley Connley Ranch
Property #: 7618 (Type S1) Water Tender	PV 62 – '68 Am General; 5 ton; 6x6; 2200 gal; 500 gpm	Pine Valley Gun Ranch

Category	Equipment	Location
SCBA (Self Contained Breathing Apparatus)	3 SCBA's	Vol Fire Dept.
	3 spare SCBA Cylinders	Vol Fire Dept.
Transportation	1 School Bus in Carlin	School District

Pine Valley Contacts

Contact	Emergency Contact	Office & Fax
Ray Bailey, Vol Fire Chief	911 or 775-237-5701	H: 775-754-2225 C: 775-397-4913
Jeb Rowley, Emergency Manager	911 or 775-455-1293	Office: 775-237-5372 Fax: 775-522-0909
Michael Mentaberry, Road Foreman	911 or 775-761-2097	Office: 775-237-5372 Fax: 775-522-0909
Miles Umina, Sheriff	911 or 775-237-5701	Office: 775-237-5330 Fax: 775-237-5704
NV Highway Patrol	775-753-1111	Office: 753-1111 Fax: 753-1296
Nichole Cooley, EMS	911 or 775-420-7739	Office: 775-237-5306 Fax: 775-254-0280

THIS PAGE INTENTIONALLY LEFT BLANK

TAB 13 - ATTACHMENTS

ATTACHMENT 1 – TRAINING AND EXERCISING SCHEDULE

The following is the planned yearly Eureka County schedule for Hazardous Materials training and exercising. Specific training or exercises may be rescheduled due to unforeseen or unavoidable factors.

2001

MONTH	TRAINING / EXERCISE	LOCATION	DATE(S)*
APRIL	Awareness Class	Eureka	4/20/01
	Operations Class	Eureka	4/20-22/01
	Awareness Class	Eureka	4/23/01
	Operations Class	Eureka	4/23-25/01
JUNE	Awareness Class	Crescent Valley	6/2/01
	Operations Class	Crescent Valley	6/2-4/01

2002

MONTH	TRAINING / EXERCISE	LOCATION	DATE(S)*
APRIL	Operation Refresher	Crescent Valley	4/12/02
	Table Top Exercise	Eureka	4-17-02
MAY	Operations Refresher	Eureka	5/9/02
	Awareness Refresher	Eureka	5/9/02
	Awareness Class	Eureka	5/10/02
	Operation Class	Eureka	5/10-12/02

2003

MONTH	TRAINING / EXERCISE	LOCATION	DATE(S)*
APRIL	Operation Refresher	Crescent Valley	4/25/03
	Awareness Refresher	Crescent Valley	4/25/03
	Operation Refresher	Eureka	4/10/03
	Operations Course	Eureka	4/10-12/03
	Awareness Refresher	Eureka	4/10/03

2004

MONTH	TRAINING / EXERCISE	LOCATION	DATE(S)*
MAY	Awareness/Operation Refresher	Eureka	5/7/04
MAY	Awareness & Operation Refresher	Crescent Valley	5/27/04
SEPTEMBER	Awareness	Eureka/Crescent Valley	9/11/04
SEPTEMBER	Tabletop Exercise	Eureka	9/22/04
OCTOBER	WMD/Haz Mat Exercise	Eureka	10/20/04

2005

MONTH	TRAINING / EXERCISE	LOCATION	DATE(S)*
JULY	ICS 100 Introduction & Module I	Crescent Valley	July 13, 2005
JULY	ICS 100 Introduction & Module I	Eureka	July 20, 2005
AUGUST	WMD: The Health Care Professional's Role in NV's Preparation & Response	Eureka & Crescent Valley via compressed video	August 5, 2005
NOVEMBER	Awareness & Operation Refresher	Eureka	November 4, 2005

MONTH	TRAINING / EXERCISE	LOCATION	DATE(S)*
NOVEMBER	Awareness & Operation Refresher	Crescent Valley	November 5, 2005

2006

MONTH	TRAINING / EXERCISE	LOCATION	DATE(S)*
DECEMBER	Awareness & Operation Refresher	Eureka	December 8, 2006

2007

MONTH	TRAINING / EXERCISE	LOCATION	DATE(S)*
JANUARY	Awareness & Operation Refresher	Crescent Valley	January 13, 07
SEPTEMBER	Awareness	Eureka	September 8, 07
SEPTEMBER	Awareness Refresher	Eureka	September 28, 07
DECEMBER	Tabletop	Eureka	December 5, 07

2008

MONTH	TRAINING / EXERCISE	LOCATION	DATE(S)*
NOVEMBER	Awareness/Operation Refresher	Eureka	Nov 14, 08
DECEMBER	Awareness/Operation Refresher	Crescent Valley	Dec 5, 08
DECEMBER	Tabletop	Eureka	Dec 22, 08

2009

MONTH	TRAINING / EXERCISE	LOCATION	DATE(S)*
DECEMBER	Awareness/Op Refresher	Eureka	Dec 3, 09
DECEMBER	Awareness/Op Refresher	Crescent Valley	Dec 4, 09
NOVEMBER	Exercise the Plan	North Eureka County	Nov 21, 09
DECEMBER	Exercise the Plan	South Eureka County	Dec 12, 09

2010

MONTH	TRAINING / EXERCISE	LOCATION	DATE(S)*
FEBRUARY	Awareness/Operation	Eureka	Feb 16-17
NOVEMBER	Awareness/Op Refresher	Crescent Valley	Nov
NOVEMBER	Awareness/Op Refresher	Eureka	Nov
DECEMBER	Exercise the Plan	Eureka County	Dec

2011

MONTH	TRAINING / EXERCISE	LOCATION	DATE(S)*
DECEMBER	Exercise the Plan	Eureka County	December 7

2012

MONTH	TRAINING / EXERCISE	LOCATION	DATE(S)*
DECEMBER	Tabletop Exercise the Plan	Eureka County	December 20

2013

MONTH	TRAINING / EXERCISE	LOCATION	DATE(S)*
NOVEMBER	Incident/Tractor Trailer Fire with unknown payload	Eureka County	November 6

2014

QUARTER	TRAINING / EXERCISE	LOCATION	DATE(S)*
2nd QUARTER	Awareness & Operation Level	Eureka & Crescent Valley	TBA
4th QUARTER	Exercise the Plan	Eureka County	TBA

2021

QUARTER	TRAINING / EXERCISE	LOCATION	DATE(S)*
SPRING 2021	Awareness & Operation Level	Eureka & Crescent Valley	TBA
FALL 2021	Exercise the Plan	Eureka County	TBA

2022

QUARTER	TRAINING / EXERCISE	LOCATION	DATE(S)*
SPRING 2022	Exercise the Plan	Eureka County	TBA
FALL 2022	Awareness Refresher	Eureka County	TBA

2023

Quarter	TRAINING / EXERCISE	LOCATION	DATE(S)*
SPRING 2023	Table Top Exercise – Ruby Hill	Eureka County	TBA
FALL 2023	Deployment Exercise	Eureka County	08/26/2023

2024

Quarter	TRAINING / EXERCISE	LOCATION	DATE(S)*
FALL 2024	Table Top Exercise	Eureka County	12/18/2024

2025

Quarter	TRAINING / EXERCISE	LOCATION	DATE(S)*
FALL 2025	Hazmat Awareness/10hr Hazmat Exercise the Plan/Table Top Exercise	Eureka County	10/23/2025

2026

Quarter	TRAINING / EXERCISE	LOCATION	DATE(S)*
Spring 2026	Fire Drill w/ ECSD	Eureka Elementary	TBD
Fall 2026	Hazmat Awareness/OPS TTX HazMat Release	Eureka County	TBD

TAB 14 - GLOSSARY

ACRONYMS

CERCLA - Comprehensive Environmental Response, Compensation, and Liability Act of 1980.

EAS - Emergency Alert System

EBS - Emergency Broadcast System

EMS - Emergency Medical Services

EOC - Emergency Operations Center

EOP - Emergency Operations Plan

ERT - Emergency Response Team

ESF - Emergency Support Function

FEMA - Federal Emergency Management Agency

FOSC - Federal On-Scene Coordinator

GAR - Governor's Authorized Representative

IC - Incident Commander

ICP - Incident Command Post

ICS - Incident Command System

LEPC - Local Emergency Planning Committee

NDEM - Nevada Division of Emergency Management

NDEP - Nevada Division of Environmental Protection

NDF - Nevada Division of Forestry

NFPA - National Fire Protection Association

NHP - Nevada Highway Patrol

NRS - Nevada Revised Statutes

PIO - Public Information Officer

RACES - Radio Amateur Civil Emergency Service

RCRA - Resource Conservation and Recovery Act.

RRT - Regional Response Team (federal)

SAR - Search and Rescue

SARA - Superfund Amendments and Reauthorization Act of 1986.

SERC - State Emergency Response Commission

U.S. - United States

DEFINITIONS

AGENCY - For this Plan the term agency is used to denote any county or other jurisdiction organization, department, or division that has emergency assignments under this Plan.

AUTHORITY HAVING JURISDICTION - The "authority having jurisdiction" is the organization, office or individual responsible for "approving" equipment, an installation or procedure.

COMMUNITY AWARENESS AND EMERGENCY RESPONSE (CAER) - A local group of manufacturers or users with public involvement (by Chemical Manufacturers Association).

COMPREHENSIVE ENVIRONMENTAL RESPONSE, COMPENSATION, AND LIABILITY ACT OF 1980 (or Superfund) (CERCLA) - Regarding hazardous substance releases into the environment and the cleanup of inactive hazardous waste disposal sites.

CHEMTREC (Chemical Transportation Emergency Center) - Operated by Chemical Manufacturers Association and can be reached 24 hours a day at (800) 424-9300.

COLD ZONE - This area contains the command post and other support functions that are deemed necessary to control the incident. This is also referred to as the clean zone or support zone in other documents.

COMPETENCE - Possessing knowledge, skills and judgment needed to perform indicated objectives satisfactorily.

CONFINEMENT - Those procedures undertaken to keep a material in a defined or localized area.

CONTAINER - Any bag, barrel, bottle, box, can, cylinder, drum, reaction vessel, storage tank, or the like that contains a hazardous material.

CONTAMINANT/CONTAMINATION - A substance or process that poses a threat to life, health, or the environment.

CONTROL - The procedures, techniques, and methods used in the mitigation of a hazardous materials incident, including containment, extinguishment, and confinement.

CONTROL ZONES - The designation of areas at a hazardous materials incident based upon safety and the degree of hazard. Many terms are used to describe the zones involved in a hazardous materials incident. For purposes of this Plan, these zones will be defined as the hot, warm, and cold zones.

COORDINATION - The process used to get people, who may represent different agencies, to work together harmoniously in a common action or effort.

DECONTAMINATION (CONTAMINATION REDUCTION) - The physical and/or chemical process of reducing and preventing the spread of contamination from persons and equipment used at a hazardous materials incident.

DECONTAMINATION AREA - The area, usually located within the warm zone, where decontamination takes place.

DEGRADATION - A chemical action involving the molecular breakdown of protective clothing material due to contact with a chemical. The term degradation may also refer to the molecular breakdown of the spilled or released material to render it less hazardous.

DEMONSTRATE - To show by actual use. Simulation, explanation, illustration, or a combination of these may supplement this.

DESCRIBE - To explain verbally or in writing using standard terms recognized in the hazardous materials response community.

EMERGENCY PLANNING COMMITTEE - The local body responsible for carrying out the provisions of SARA Title III.

EVACUATION - The systematic removal of person(s) from a potentially hazardous situation or environment (*i.e.*, outside the designated contaminated area).

HAZARD/HAZARDOUS - Capable of posing an unreasonable risk to health, safety, or the environment; capable of doing harm.

HAZARD SECTOR - That function of an overall Incident Command System that deals with the actual mitigation of a hazardous materials incident. It is directed by a sector officer and principally deals with the technical aspects of the incident.

HAZARD SECTOR OFFICER - The person responsible for the management of the hazard sector.

HAZARDOUS MATERIAL - A substance (gas, liquid, or solid) capable of creating harm to people, property, and the environment.

a. *Hazardous Materials.* The United States Department of Transportation (DOT) uses the term *hazardous materials*, which covers eight hazard classes, some of which have subcategories called classifications, and a ninth class covering other regulated materials (ORM). DOT includes in its regulations hazardous substances and hazardous wastes as environmentally sensitive substances, both of which are regulated by the Environmental

Protection Agency (EPA), if their inherent properties would not otherwise be covered.

b. *Hazardous Substances.* EPA uses the term *hazardous substances* for chemicals which, if released into the environment above a certain amount, must be reported and, depending on the threat to the environment, federal involvement in handling the incident can be authorized. A list of the hazardous substances is published in 40 CFR Part 302, Table 302.4.
c. *Extremely Hazardous Substances.* EPA uses the term *extremely hazardous substance* for the chemicals that must be reported to the appropriate authorities if released above the threshold reporting quantity. Each substance has a threshold reporting quantity. The list of extremely hazardous substances is identified in Title III of Superfund Amendments and Reauthorization Act (SARA) of 1986 (40 CFR Part 355).
d. *Toxic Chemicals.* EPA uses the term *toxic chemical* for chemicals whose total emissions or releases must be reported annually by owners and operators of certain facilities that manufacture, process, or otherwise use a listed toxic chemical. The list of toxic chemicals is identified in Title III or SARA.
e. *Hazardous Wastes.* EPA uses the term *hazardous wastes* for chemicals that are regulated under the Resource, Conservation and Recovery Act (40 CFR Part 261.33). Hazardous wastes in transportation are regulated by DOT (49 CFR Parts 170-179).
f. *Hazardous Chemicals.* The United States Occupational Safety and Health Administration (OSHA) uses the term *hazardous chemical* to denote any chemical that would be a risk to employees if exposed in the work place. Hazardous chemicals cover a broader group of chemicals than the other chemical lists.
g. *Hazardous Substances.* OSHA uses the term *hazardous substance* in 29 CFR Part 1910.120, which resulted from Title I of SARA and covers emergency response. OSHA uses the term differently than EPA. Hazardous substances, as used by OSHA, cover every chemical regulated by both DOT and EPA.

The classes of hazardous materials, as defined by the U.S. Department of Transportation, are:

a. EXPLOSIVES - Compounds, mixtures, or devices designed to function with substantially instantaneous releases of gas and heat.
b. COMPRESSED GAS - Materials or mixtures in a container under pressure.
c. FLAMMABLE LIQUIDS - Liquids that give off ignitable vapors at temperatures of 200 degrees Fahrenheit or less.
d. FLAMMABLE SOLIDS - Solid materials other than explosives that are liable to cause fires through friction, retained heat from manufacturing or processing, or that can be ignited readily.
e. OXIDIZERS - Materials that yield oxygen readily to stimulate combustion.
f. POISONS and ETIOLOGIC AGENTS - Poisons are materials that can harm living organisms -- specifically people, but also animals and plants --

through inhalation (breathing), absorption through the skin, or by ingestion (eating). Etiologic Agents are germs or toxins that may cause disease in humans.

g. RADIOACTIVE MATERIALS - These are materials that spontaneously emit ionizing radiation.
h. CORROSIVES - Materials that cause destruction of human skin tissue.
i. OTHER REGULATED MATERIALS (ORM) - Materials which require appropriate packaging and handling under certain conditions.

HAZARDOUS MATERIALS RESPONSE TEAM - A group of trained response personnel operating under an emergency response plan and appropriate standard operating procedures to control or otherwise minimize or eliminate the hazards to people, property, or the environment from a released hazardous material.

HIGH TEMPERATURE PROTECTIVE CLOTHING - Protective clothing designed to protect the wearer for short-term high temperature exposures. This type of clothing is usually of limited use in dealing with chemical commodities.

HOT ZONE - Area immediately surrounding a hazardous materials incident, which extends far enough to prevent adverse effects from hazardous materials releases to personnel outside the zone. This zone is also referred to as the exclusion zone or restricted zone in other documents.

IDENTIFY - To physically select, indicate, or explain verbally or in writing using recognized standard terms.

INCIDENT - An emergency situation or event involving a hazardous material or a release or potential release of a hazardous material.

INCIDENT COMMAND SYSTEM - An organized system of roles, responsibilities, and standard operating procedures used to manage and direct emergency operations.

INCIDENT COMMANDER - The person responsible for all decisions relating to the management of the incident. The incident commander is in charge at the incident.

LISTED - Equipment or materials included in a list published by an organization acceptable to the "authority having jurisdiction" that is concerned with product evaluation. The acceptable organization maintains periodic inspection records of the production of listed equipment or materials and their listing states either that the equipment or material meets appropriate standards or has been tested and found suitable for use in a specified manner.

NOTE: The means for identifying listed equipment may vary for each organization concerned with product evaluation. Some organizations do not recognize equipment as listed unless it is also labeled. The "authority having jurisdiction" should use the system employed by the listing organization to identify a listed product.

LOCAL EMERGENCY PLANNING COMMITTEE - The local body responsible for carrying out the provisions of Title III.

MATERIAL SAFETY DATA SHEET (MSDS) - Provided by manufacturers and compounders (blenders) of chemicals, with minimum information about chemical composition, physical and chemical properties, health and safety hazards, emergency response, and waste disposal of the material as required by OSHA 1910.1200.

MONITORING EQUIPMENT - Instruments and devices used to identify and quantify contaminants.

OBJECTIVE - An aspiration that is achieved through the attainment of a skill, knowledge, or both, which can be observed or measured.

PACKAGING - Any container that holds a material (hazardous or non-hazardous). Packaging includes non-bulk and bulk packaging.

(a) *Non-bulk Packaging.* Any packaging having a capacity meeting one of the following criteria:

1. Liquid -internal volume of 118.9 gallons (450 L) or less;
2. Solid -capacity of 881.8 pounds (400 kg) or less; or
3. Compressed gas - water capacity of 1000 pounds (453.6 kg) or less.

(b) *Bulk Packaging.* Any packaging, including transport vehicles, having a capacity greater than described above under non-bulk packaging. Bulk packaging for transportation can either be placed on or in a transport vehicle or vessel or is constructed as an integral part of the transport vehicle.

PENETRATION - The movement of a material through a suit's closures, such as zippers, buttonholes, seams, flaps, or other design features of chemical protective clothing, and through punctures, cuts, and tears.

PERMEATION - A chemical action involving the movement of chemicals, on a molecular level, through intact material.

PERSONAL PROTECTIVE EQUIPMENT (PPE) - The equipment provided to shield or isolate a person from the chemical, physical, and thermal hazards that may be encountered at a hazardous materials incident. Adequate personal protective equipment should protect the respiratory system, skin, eyes, face, hands, feet, head, body, and hearing. Personal protective equipment includes both personal protective clothing and respiratory protection.

PERSON-IN-CONTROL - A person handling hazardous materials or operating a vehicle, device, machine, equipment, or tool which moves, carries, performs work on or

stores hazardous materials, or a person having essential domain over a structure, site activity or area where hazardous materials are present.

PROTECTIVE CLOTHING - Equipment designed to protect the wearer from heat and/or hazardous materials contacting the skin or eyes. Protective clothing is divided into three types:

1. Structural firefighting protective clothing
2. chemical protective clothing, and
3. high temperature protective clothing

QUALIFIED - Having satisfactorily completed the requirements of the objectives.

RESOURCE CONSERVATION AND RECOVERY ACT (1976) (RCRA) - Established a framework for the proper management and disposal of all wastes. RCRA directed EPA to identify hazardous wastes, both generically and by listing specific wastes and industrial process waste streams. Generators and transporters are required to use wastes with a manifest system. Owners and operators of treatment, storage and disposal facilities also must comply with standards, which are generally implemented through permits issued by EPA or authorized states.

RELEASE - Spilling, leaking, pumping, pouring, emitting, emptying, discharging, injecting, escaping, leaching, dumping, or disposing into the environment (including the abandonment or discarding of barrels, containers, and other closed receptacles) of any "toxic chemical."

RESCUE - The systematic removal of person(s) from a hazardous situation or environment (*i.e.*, removal from inside the designated contaminated area).

RESPIRATORY PROTECTION - Equipment designed to protect the wearer from the inhalation of contaminants. Respiratory protection is divided into three types:
(a) positive pressure self-contained breathing apparatus,
(b) positive pressure self-contained air respirators, and
(c) air purifying respirators.

RESPONSE - That portion of incident management in which personnel are involved in controlling a hazardous materials incident.

RESPONSIBLE PARTY - The "Responsible Party" is a legally recognized entity (person, corporation, business, partnership, *etc.*). It has a legally recognized status of financial accountability and liability for actions necessary to abate and mitigate environmental, health and safety impacts resulting from a release of hazardous materials.

SAFELY - To perform the objective without injury to self or others, property, or the environment.

SARA - Superfund Amendments and Reauthorization Act of 1986

SHALL - Indicates a mandatory requirement.

SHOULD - Indicates a recommendation or that which is advised but not required.

STABILIZATION - The period of an incident where the adverse behavior of the hazardous material is controlled.

STATE EMERGENCY RESPONSE COMMISSION (SERC) - The state-level organization for the handling of Title III administrative duties, plans, and information. The SERC helps support the Local Emergency Planning Committee.

STORAGE - Refers to the bulk handling of hazardous materials before and after they are transported to the general geographical area of use.

TERMINATION - That portion of incident management in which personnel are involved in documenting safety procedures, site operations, hazards faced, and lessons learned from the incident. Termination is divided into three phases: debriefing the incident, post-incident analysis, and critiquing the incident.

TITLE III - Emergency Planning and Community Right To Know portion of SARA.

TOXIC - Capable of producing illness, injury or death through ingestion, inhalation, or absorption.

TRANSPORTATION - Refers to the movement of hazardous materials by rail, road, air, and pipeline.

UNDERSTANDING - The process of gaining or developing the meaning of various types of materials or knowledge.

USAGE - Refers to handling of hazardous materials on a consumable basis.

WARM ZONE - The area where personnel and equipment decontamination and hot zone support takes place. It includes control points for the access corridor and thus assists in reducing the spread of contamination. This is also referred to as the decontamination, contamination reduction, or limited access zone in other documents.

WASTE - A material for which no use or reuse is intended or likely and which is to be or has been discarded.

WILL - Indicates a mandatory requirement.